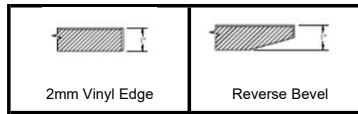


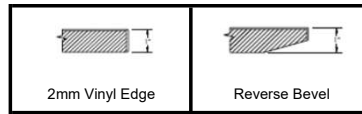
# Panel Base Standard Laminate



Shape	Item Code	Length	Width	# of Bases	Top Sections	Qty. 1	Qty. 3	Add for Reverse Bevel Self Edge		Add Base upgrade: Brushed S. Steel	Add Base upgrade: Polished S. Steel	Add Base upgrade: Laminate	Add Base upgrade: Veneer	Add Base upgrade: High Gloss Paint
								Qty. 1	Qty. 3					
	PN1P-XX							1PR-XX		PNSB-XX	PNSP-XX	PNPL-XX	PNWV-XX	PNHG-XX
	PN1P-36	36 ∅	CR	1	3862	3635	419	407	3233	3233	1346	2347	1062	
	PN1P-42	42 ∅	CR	1	4362	4100	527	506	3443	3443	1420	2421	1090	
	PN1P-48	48 ∅	CR	1	4574	4312	529	508	3500	3500	1367	2410	1119	
	PN1P-54	54 ∅	CR	1	5493	5084	632	598	3634	3634	1336	2442	1147	
	PN1P-60	60 ∅	CR	1	5744	5335	632	598	3767	3767	1304	2474	1177	
	PN1P-72	72 ∅	CR	2	7100	6778	1105	1055	4340	4340	1325	2538	1234	
	PN7P-XXXX							7PR-XX		PNSB-XX	PNSP-XX	PNPL-XX	PNWV-XX	PNHG-XX
	PN7P-3636	36 x 36	CR	1	3924	3697	458	446	3233	3233	1346	2347	1062	
	PN7P-4242	42 x 42	CR	1	4444	4182	580	559	3443	3443	1420	2421	1090	
	PN7P-4848	48 x 48	CR	1	4680	4418	598	577	3500	3500	1367	2410	1119	
	PN7P-5454	54 x 54	CR	1	5627	5218	719	685	3634	3634	1336	2442	1147	
	PN7P-6060	60 x 60	CR	1	5911	5501	740	706	3767	3767	1304	2474	1177	
	PN7P-7272	72 x 72	CR	2	7227	6904	1260	1210	4340	4340	1325	2538	1234	
	PN5P-XXXXX							5PR-XX		PNSB-XX	PNSP-XX	PNPL-XX	PNWV-XX	PNHG-XX
	PN5P-7236	72 x 36	2	1	4402	4236	630	606	2756	2756	901	1902	617	
	PN5P-7242	72 x 42	2	1	4832	4635	711	679	2966	2966	975	1976	644	
	PN5P-7248	72 x 48	2	1	4995	4798	724	660	3023	3023	922	1965	674	
	PN5P-8442	84 x 42	2	1	5174	4959	772	733	2966	2966	975	1976	644	
	PN5P-8448	84 x 48	2	1	5348	5133	787	748	3023	3023	922	1965	674	
	PN5P-9642	96 x 42	2	1	5497	5261	831	788	2966	2966	975	1976	644	
	PN5P-9648	96 x 48	2	1	5676	5440	848	805	3023	3023	922	1965	674	
	PN5P-9654	96 x 54	2	1	6462	6154	957	903	3157	3157	890	1997	702	
	PN5P-9660	96 x 60	2	1	6660	6352	974	920	3290	3290	859	2029	731	
	PN5P-9672	96 x 72	2	2	7711	7329	1407	1342	3863	3863	880	2092	789	
	PN5P-10842	108 x 42	2	1	6342	6081	680	632	2966	2966	975	1976	644	
	PN5P-10848	108 x 48	2	1	6762	6474	912	864	3023	3023	922	1965	674	
	PN5P-10854	108 x 54	2	1	7317	6983	1034	972	3157	3157	890	1997	702	
	PN5P-10860	108 x 60	2	1	7519	7186	1053	992	3290	3290	859	2029	731	
PN5P-10872	108 x 72	2	2	8806	8358	1610	1529	3863	3863	880	2092	789		

Add Access Door to Base for Wire Management: Colora \$403; High Gloss Paint \$520; Laminate \$445; Veneer \$520; S. Steel (Brushed or Polished) \$850

# Panel Base Standard Laminate

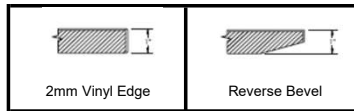


Shape	Item Code	Length	Width	# of Bases	Top Sections	Qty.		Add for Reverse Bevel Self Edge Qty. 1	Add for Reverse Bevel Self Edge Qty. 3	Add Base upgrade: Brushed S. Steel	Add Base upgrade: Polished S. Steel	Add Base upgrade: Laminate	Add Base upgrade: Veneer	Add Base upgrade: High Gloss Paint
						1	3							
<b>Rectangle cont'd.</b>	PN5P-XXXXX							5PR-XXXXX	PNSB-XX	PNSP-XX	PNPL-XX	PNVV-XX	PNHG-XX	
	PN5P-12048	120 x 48		2	2	7353	7012	1323	1268	3023	3023	922	1965	674
	PN5P-12054	120 x 54		2	2	7953	7561	1457	1389	3157	3157	890	1997	702
	PN5P-12060	120 x 60		2	2	8160	7768	1478	1411	3290	3290	859	2029	731
	PN5P-12072	120 x 72		2	2	9010	8569	2252	2169	3863	3863	880	2092	789
	PN5P-13248	132 x 48		3	2	9016	8633	1430	1365	4535	4535	1383	2948	1011
	PN5P-13254	132 x 54		3	2	9756	9315	1591	1508	4735	4735	1336	2996	1053
	PN5P-13260	132 x 60		3	2	10023	9582	1615	1532	4935	4935	1288	3043	1097
	PN5P-13272	132 x 72		3	3	11451	10902	2145	2048	5794	5794	1320	3139	1183
	PN5P-14448	144 x 48		3	2	9158	8776	1448	1382	4535	4535	1383	2948	1011
	PN5P-14454	144 x 54		3	2	9903	9462	1610	1528	4735	4735	1336	2996	1053
	PN5P-14460	144 x 60		3	2	10173	9732	1636	1553	4935	4935	1288	3043	1097
	PN5P-14472	144 x 72		3	3	11611	11061	2171	2074	5794	5794	1320	3139	1183
	PN5P-16848	168 x 48		3	2	10076	9649	1573	1497	4535	4535	1383	2948	1011
	PN5P-16854	168 x 54		3	2	11475	10893	1763	1667	4735	4735	1336	2996	1053
	PN5P-16860	168 x 60		3	2	11761	11179	1793	1697	4935	4935	1288	3043	1097
	PN5P-16872	168 x 72		3	3	13442	12834	2428	2043	5794	5794	1320	3139	1183
	PN5P-18048	180 x 48		3	2	10568	10081	1681	1595	4535	4535	1383	2948	1011
	PN5P-18054	180 x 54		3	2	12053	11422	1894	1786	4735	4735	1336	2996	1053
	PN5P-18060	180 x 60		3	2	12344	11713	1927	1819	4935	4935	1288	3043	1097
	PN5P-18072	180 x 72		3	3	13620	12750	2454	2332	5794	5794	1320	3139	1183
	PN5P-19248	192 x 48		3	2	10711	10224	1698	1612	4535	4535	1383	2948	1011
	PN5P-19254	192 x 54		3	2	12200	11568	1914	1806	4735	4735	1336	2996	1053
	PN5P-19260	192 x 60		3	2	12495	11863	1948	1840	4935	4935	1288	3043	1097
	PN5P-19272	192 x 72		3	4	14091	13361	2896	2765	5794	5794	1320	3139	1183
	PN5P-21648	216 x 48		4	2	13194	12640	1824	1725	6046	6046	1844	3930	1348
	PN5P-21654	216 x 54		4	2	14849	14149	2067	1944	6313	6313	1781	3994	1403
	PN5P-21660	216 x 60		4	2	15207	14507	2106	1983	6580	6580	1717	4058	1463
	PN5P-21672	216 x 72		4	4	17883	16966	3219	3056	7725	7725	1760	4185	1577
	PN5P-24048	240 x 48		4	3	14641	13926	2343	2228	5932	5932	1950	3952	1289
	PN5P-24054	240 x 54		4	3	16792	15873	2624	2481	6313	6313	1781	3994	1403
	PN5P-24060	240 x 60		4	3	17126	16168	2668	2524	6580	6580	1717	4058	1463
	PN5P-24072	240 x 72		4	4	18337	17492	3271	3038	7725	7725	1760	4185	1577



Add Access Door to Base for Wire Management:  
 Colora \$403;  
 High Gloss Paint \$520;  
 Laminate \$445;  
 Veneer \$520;  
 S. Steel (Brushed or Polished) \$850

# Panel Base Standard Laminate

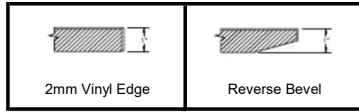


Shape(s)	Order code	Length	Width	# of Bases	Top Sections	Qty.		Add for Reverse Bevel Self Edge Qty. 1	Add for Reverse Bevel Self Edge Qty. 3	Add Base upgrade: Brushed S. Steel	Add Base upgrade: Polished S. Steel	Add Base upgrade: Laminate	Add Base upgrade: Veneer	Add Base upgrade: High Gloss Paint
						Qty. 1	Qty. 3							
<b>Arced Boat</b>	PN6P-XXXXX							6PR-XXXXX		PNSB-XX	PNSP-XX	PNPL-XX	PNWV-XX	PNHG-XX
	PN6P-7242	72 x 42 / 30	2	1		5157	4903	711	679	2966	2966	975	1976	644
	PN6P-7248	72 x 48 / 35	2	1		5320	5066	724	692	3023	3023	922	1965	674
	PN6P-8442	84 x 42 / 30	2	1		5560	5286	772	733	2966	2966	975	1976	644
	PN6P-8448	84 x 48 / 35	2	1		5734	5461	787	748	3023	3023	922	1965	674
	PN6P-9642	96 x 42 / 30	2	1		5942	5648	831	788	2966	2966	975	1976	644
	PN6P-9648	96 x 48 / 35	2	1		6121	5827	848	805	3023	3023	922	1965	674
	PN6P-9654	96 x 54 / 38	2	1		6907	6540	957	903	3157	3157	890	1997	702
	PN6P-9660	96 x 60 / 42	2	1		7105	6739	974	920	3290	3290	859	2029	731
	PN6P-9672	96 x 72 / 48	2	2		8155	7715	1407	1342	3863	3863	880	2092	789
	PN6P-10842	108 x 42 / 30	2	1		6787	6468	680	632	2966	2966	975	1976	644
	PN6P-10848	108 x 48 / 35	2	1		7208	6861	912	864	3023	3023	922	1965	674
	PN6P-10854	108 x 54 / 38	2	1		7761	7370	1034	972	3157	3157	890	1997	702
	PN6P-10860	108 x 60 / 42	2	1		7964	7573	1053	992	3290	3290	859	2029	731
	PN6P-10872	108 x 72 / 48	2	2		9251	8744	1610	1529	3863	3863	880	2092	789
	PN6P-12048	120 x 48 / 35	2	2		7857	7457	1323	1268	3023	3023	922	1965	674
	PN6P-12054	120 x 54 / 38	2	2		8457	8007	1457	1389	3157	3157	890	1997	702
	PN6P-12060	120 x 60 / 42	2	2		8663	8213	1478	1411	3290	3290	859	2029	731
	PN6P-12072	120 x 72 / 48	2	2		9513	9014	2252	2169	3863	3863	880	2092	789
	PN6P-13248	132 x 48 / 35	3	2		9520	9080	1430	1365	4535	4535	1383	2948	1011
	PN6P-13254	132 x 54 / 38	3	2		10260	9761	1591	1508	4735	4735	1336	2996	1053
	PN6P-13260	132 x 60 / 42	3	2		10526	10027	1615	1532	4935	4935	1288	3043	1097
	PN6P-13272	132 x 72 / 48	3	3		11955	11347	2145	2048	5794	5794	1320	3139	1183
	PN6P-14448	144 x 48 / 35	3	2		9720	9281	1448	1382	4535	4535	1383	2948	1011
	PN6P-14454	144 x 54 / 38	3	2		10466	9966	1610	1528	4735	4735	1336	2996	1053
	PN6P-14460	144 x 60 / 42	3	2		10735	10236	1636	1553	4935	4935	1288	3043	1097
	PN6P-14472	144 x 72 / 48	3	3		12173	11733	2171	1906	5794	5794	1320	3139	1183
	PN6P-16848	168 x 48 / 35	3	2		10698	10213	1573	1497	4535	4535	1383	2948	1011
	PN6P-16854	168 x 54 / 38	3	2		12096	11457	1763	1667	4735	4735	1336	2996	1053
	PN6P-16860	168 x 60 / 42	3	2		12382	11743	1793	1697	4935	4935	1288	3043	1097
	PN6P-16872	168 x 72 / 48	3	3		14063	13134	2428	2306	5794	5794	1320	3139	1183
	PN6P-18048	180 x 48 / 35	3	2		11189	10645	1681	1595	4535	4535	1383	2948	1011
	PN6P-18054	180 x 54 / 38	3	2		12675	11985	1894	1786	4735	4735	1336	2996	1053
	PN6P-18060	180 x 60 / 42	3	2		12966	12276	1927	1819	4935	4935	1288	3043	1097
	PN6P-18072	180 x 72 / 48	3	3		14242	13314	2454	2332	5794	5794	1320	3139	1183
	PN6P-19248	192 x 48 / 35	3	2		11864	11319	1698	1612	4535	4535	1383	2948	1011
	PN6P-19254	192 x 54 / 38	3	2		13354	12664	1914	1806	4735	4735	1336	2996	1053
	PN6P-19260	192 x 60 / 42	3	2		13648	12959	1948	1840	4935	4935	1288	3043	1097
	PN6P-19272	192 x 72 / 48	3	4		15244	14457	2896	2765	5794	5794	1320	3139	1183
	PN6P-21648	216 x 48 / 35	4	2		13992	13381	1824	1725	6046	6046	1844	3930	1348
	PN6P-21654	216 x 54 / 38	4	2		15648	14890	2067	1944	6313	6313	1781	3994	1403
	PN6P-21660	216 x 60 / 42	4	2		16006	15248	2106	1983	6580	6580	1717	4058	1463
	PN6P-21672	216 x 72 / 48	4	4		18682	17707	3219	3056	7725	7725	1760	4185	1577
	PN6P-24048	240 x 48 / 35	4	3		16149	15375	2343	2228	5932	5932	1950	3952	1289
	PN6P-24054	240 x 54 / 38	4	3		18300	17323	2624	2481	6313	6313	1781	3994	1403
	PN6P-24060	240 x 60 / 42	4	3		18635	17618	2668	2524	6580	6580	1717	4058	1463
	PN6P-24072	240 x 72 / 48	4	4		19846	18862	3271	3108	7725	7725	1760	4185	1577



Add Access Door to Base for Wire Management:  
 Colors \$403;  
 High Gloss Paint \$520;  
 Laminate \$445;  
 Veneer \$520;  
 S. Steel (Brushed or Polished) \$850

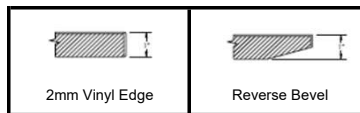
# Panel Base Standard Laminate



Shape(s)	Order code	Length	Width	# of Bases	Top Sections	Qty. 1	Qty. 3	Add for	Add for	Add Base	Add Base	Add Base	Add Base	Add Base
								Reverse Bevel Self Edge Qty. 1	Reverse Bevel Self Edge Qty. 3	upgrade: Brushed S. Steel	upgrade: Polished S. Steel	upgrade: Laminate	upgrade: Veneer	upgrade: High Gloss Paint
<b>Arced Wedge</b>	PN9P-XXXXX							9PR-XXXXX		PNSB-XX	PNSP-XX	PNPL-XX	PNWV-XX	PNHG-XX
	PN9P-7242	72 x 42 / 30	2	1		5157	4903	711	679	2966	2966	975	1976	644
	PN9P-7248	72 x 48 / 35	2	1		5320	5066	724	692	3023	3023	922	1965	674
	PN9P-8442	84 x 42 / 30	2	1		5560	5286	772	733	2966	2966	975	1976	644
	PN9P-8448	84 x 48 / 35	2	1		5734	5461	787	748	3023	3023	922	1965	674
	PN9P-9642	96 x 42 / 30	2	1		5942	5648	831	788	2966	2966	975	1976	644
	PN9P-9648	96 x 48 / 35	2	1		6121	5827	848	805	3023	3023	922	1965	674
	PN9P-9654	96 x 54 / 38	2	1		6907	6540	957	903	3157	3157	890	1997	702
	PN9P-9660	96 x 60 / 42	2	1		7105	6739	974	920	3290	3290	859	2029	731
	PN9P-9672	96 x 72 / 48	2	2		8155	7715	1407	1342	3863	3863	880	2092	789
	PN9P-10842	108 x 42 / 30	2	1		6787	6468	680	632	2966	2966	975	1976	644
	PN9P-10848	108 x 48 / 35	2	1		7208	6861	912	864	3023	3023	922	1965	674
	PN9P-10854	108 x 54 / 38	2	1		7761	7370	1034	972	3157	3157	890	1997	702
	PN9P-10860	108 x 60 / 42	2	1		7964	7573	1053	992	3290	3290	859	2029	731
	PN9P-10872	108 x 72 / 48	2	2		9251	8744	1610	1529	3863	3863	880	2092	789
	PN9P-12048	120 x 48 / 35	2	2		7857	7457	1323	1268	3023	3023	922	1965	674
	PN9P-12054	120 x 54 / 38	2	2		8457	8007	1457	1389	3157	3157	890	1997	702
	PN9P-12060	120 x 60 / 42	2	2		8663	8213	1478	1411	3290	3290	859	2029	731
	PN9P-12072	120 x 72 / 48	2	2		9513	9014	2252	2169	3863	3863	880	2092	789
	PN9P-13248	132 x 48 / 35	3	2		9520	9080	1430	1365	4535	4535	1383	2948	1011
	PN9P-13254	132 x 54 / 38	3	2		10260	9761	1591	1508	4735	4735	1336	2996	1053
	PN9P-13260	132 x 60 / 42	3	2		10526	10027	1615	1532	4935	4935	1288	3043	1097
	PN9P-13272	132 x 72 / 48	3	3		11955	11347	2145	2048	5794	5794	1320	3139	1183
	PN9P-14448	144 x 48 / 35	3	2		9720	9281	1448	1382	4535	4535	1383	2948	1011
	PN9P-14454	144 x 54 / 38	3	2		10466	9966	1610	1528	4735	4735	1336	2996	1053
	PN9P-14460	144 x 60 / 42	3	2		10735	10236	1636	1553	4935	4935	1288	3043	1097
	PN9P-14472	144 x 72 / 48	3	3		12173	11733	2171	1906	5794	5794	1320	3139	1183
	PN9P-16848	168 x 48 / 35	3	2		10698	10213	1573	1497	4535	4535	1383	2948	1011
	PN9P-16854	168 x 54 / 38	3	2		12096	11457	1763	1667	4735	4735	1336	2996	1053
	PN9P-16860	168 x 60 / 42	3	2		12382	11743	1793	1697	4935	4935	1288	3043	1097
	PN9P-16872	168 x 72 / 48	3	3		14063	13134	2428	2306	5794	5794	1320	3139	1183
	PN9P-18048	180 x 48 / 35	3	2		11189	10645	1681	1595	4535	4535	1383	2948	1011
	PN9P-18054	180 x 54 / 38	3	2		12675	11985	1894	1786	4735	4735	1336	2996	1053
	PN9P-18060	180 x 60 / 42	3	2		12966	12276	1927	1819	4935	4935	1288	3043	1097
	PN9P-18072	180 x 72 / 48	3	3		14242	13314	2454	2332	5794	5794	1320	3139	1183
	PN9P-19248	192 x 48 / 35	3	2		11864	11319	1698	1612	4535	4535	1383	2948	1011
	PN9P-19254	192 x 54 / 38	3	2		13354	12664	1914	1806	4735	4735	1336	2996	1053
	PN9P-19260	192 x 60 / 42	3	2		13648	12959	1948	1840	4935	4935	1288	3043	1097
	PN9P-19272	192 x 72 / 48	3	4		15244	14457	2896	2765	5794	5794	1320	3139	1183
	PN9P-21648	216 x 48 / 35	4	2		13992	13381	1824	1725	6046	6046	1844	3930	1348
	PN9P-21654	216 x 54 / 38	4	2		15648	14890	2067	1944	6313	6313	1781	3994	1403
	PN9P-21660	216 x 60 / 42	4	2		16006	15248	2106	1983	6580	6580	1717	4058	1463
	PN9P-21672	216 x 72 / 48	4	4		18682	17707	3219	3056	7725	7725	1760	4185	1577
	PN9P-24048	240 x 48 / 35	4	3		16149	15375	2343	2228	5932	5932	1950	3952	1289
	PN9P-24054	240 x 54 / 38	4	3		18300	17323	2624	2481	6313	6313	1781	3994	1403
	PN9P-24060	240 x 60 / 42	4	3		18635	17618	2668	2524	6580	6580	1717	4058	1463
	PN9P-24072	240 x 72 / 48	4	4		19846	18862	3271	3108	7725	7725	1760	4185	1577

Add Access Door to Base for Wire Management:  
 Colora \$403;  
 High Gloss Paint \$520;  
 Laminate \$445;  
 Veneer \$520;  
 S. Steel (Brushed or Polished) \$850

# Panel Base Standard Laminate



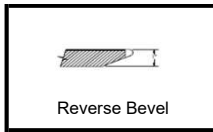
Shape(s)	Order code	Length	Width	# of Bases	Top Sections	Qty. 1	Qty. 3	Add for Reverse Bevel Self Edge Qty. 1	Add for Reverse Bevel Self Edge Qty. 3	Add Base upgrade: Brushed S. Steel	Add Base upgrade: Polished S. Steel	Add Base upgrade: Laminate	Add Base upgrade: Veneer	Add Base upgrade: High Gloss Paint
<b>Oval</b>	PN10P-XXXXX							10PR-XXXXX		PNSB-XX	PNSP-XX	PNPL-XX	PNWV-XX	PNHG-XX
	PN10P-7242	72 x 42	2	1		5157	4903	711	679	2966	2966	975	1976	644
	PN10P-7248	72 x 48	2	1		5320	5066	724	692	3023	3023	922	1965	674
	PN10P-8442	84 x 42	2	1		5560	5286	772	733	2966	2966	975	1976	644
	PN10P-8448	84 x 48	2	1		5734	5461	787	748	3023	3023	922	1965	674
	PN10P-9642	96 x 42	2	1		5942	5648	831	788	2966	2966	975	1976	644
	PN10P-9648	96 x 48	2	1		6121	5827	848	805	3023	3023	922	1965	674
	PN10P-9654	96 x 54	2	1		6907	6540	957	903	3157	3157	890	1997	702
	PN10P-9660	96 x 60	2	1		7105	6739	974	920	3290	3290	859	2029	731
	PN10P-9672	96 x 72	2	2		8155	7715	1407	1342	3863	3863	880	2092	789
	PN10P-10842	108 x 42	2	1		6787	6468	680	632	2966	2966	975	1976	644
	PN10P-10848	108 x 48	2	1		7208	6861	912	864	3023	3023	922	1965	674
	PN10P-10854	108 x 54	2	1		7761	7370	1034	972	3157	3157	890	1997	702
	PN10P-10860	108 x 60	2	1		7964	7573	1053	992	3290	3290	859	2029	731
	PN10P-10872	108 x 72	2	2		9251	8744	1610	1529	3863	3863	880	2092	789
	PN10P-12048	120 x 48	2	2		7857	7457	1323	1268	3023	3023	922	1965	674
	PN10P-12054	120 x 54	2	2		8457	8007	1457	1389	3157	3157	890	1997	702
	PN10P-12060	120 x 60	2	2		8663	8213	1478	1411	3290	3290	859	2029	731
	PN10P-12072	120 x 72	2	2		9513	9014	2252	2169	3863	3863	880	2092	789
	PN10P-13248	132 x 48	3	2		9520	9080	1430	1365	4535	4535	1383	2948	1011
	PN10P-13254	132 x 54	3	2		10260	9761	1591	1508	4735	4735	1336	2996	1053
	PN10P-13260	132 x 60	3	2		10526	10027	1615	1532	4935	4935	1288	3043	1097
	PN10P-13272	132 x 72	3	3		11955	11347	2145	2048	5794	5794	1320	3139	1183
	PN10P-14448	144 x 48	3	2		9720	9281	1448	1382	4535	4535	1383	2948	1011
	PN10P-14454	144 x 54	3	2		10466	9966	1610	1528	4735	4735	1336	2996	1053
	PN10P-14460	144 x 60	3	2		10735	10236	1636	1553	4935	4935	1288	3043	1097
	PN10P-14472	144 x 72	3	3		12173	11733	2171	1906	5794	5794	1320	3139	1183
	PN10P-16848	168 x 48	3	2		10698	10213	1573	1497	4535	4535	1383	2948	1011
	PN10P-16854	168 x 54	3	2		12096	11457	1763	1667	4735	4735	1336	2996	1053
	PN10P-16860	168 x 60	3	2		12382	11743	1793	1697	4935	4935	1288	3043	1097
	PN10P-16872	168 x 72	3	3		14063	13134	2428	2306	5794	5794	1320	3139	1183
	PN10P-18048	180 x 48	3	2		11189	10645	1681	1595	4535	4535	1383	2948	1011
	PN10P-18054	180 x 54	3	2		12675	11985	1894	1786	4735	4735	1336	2996	1053
	PN10P-18060	180 x 60	3	2		12966	12276	1927	1819	4935	4935	1288	3043	1097
	PN10P-18072	180 x 72	3	3		14242	13314	2454	2332	5794	5794	1320	3139	1183
	PN10P-19248	192 x 48	3	2		11864	11319	1698	1612	4535	4535	1383	2948	1011
	PN10P-19254	192 x 54	3	2		13354	12664	1914	1806	4735	4735	1336	2996	1053
	PN10P-19260	192 x 60	3	2		13648	12959	1948	1840	4935	4935	1288	3043	1097
	PN10P-19272	192 x 72	3	4		15244	14457	2896	2765	5794	5794	1320	3139	1183
	PN10P-21648	216 x 48	4	2		13992	13381	1824	1725	6046	6046	1844	3930	1348
	PN10P-21654	216 x 54	4	2		15648	14890	2067	1944	6313	6313	1781	3994	1403
	PN10P-21660	216 x 60	4	2		16006	15248	2106	1983	6580	6580	1717	4058	1463
	PN10P-21672	216 x 72	4	4		18682	17707	3219	3056	7725	7725	1760	4185	1577
	PN10P-24048	240 x 48	4	3		16149	15375	2343	2228	5932	5932	1950	3952	1289
	PN10P-24054	240 x 54	4	3		18300	17323	2624	2481	6313	6313	1781	3994	1403
	PN10P-24060	240 x 60	4	3		18635	17618	2668	2524	6580	6580	1717	4058	1463
	PN10P-24072	240 x 72	4	4		19846	18862	3271	3108	7725	7725	1760	4185	1577

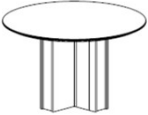
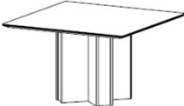
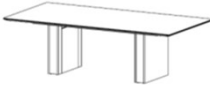


Add Access Door to Base for Wire Management:  
 Colora \$403;  
 High Gloss Paint \$520;  
 Laminate \$445;  
 Veneer \$520;  
 S. Steel (Brushed or Polished) \$850

# Panel Base

## Standard Wood Veneer

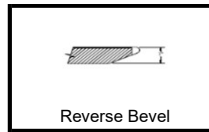


Shape	Item Code	Length	Width	# of Bases	Top Sections	Qty. 1	Qty. 3	Add Base upgrade: Brushed S. Steel	Add Base upgrade: Polished S. Steel	Add Base upgrade: Laminate	Add Base upgrade: Veneer	Add Base upgrade: High Gloss Paint
<b>Round</b> 	PN1W-XX							PNSB-XX	PNSP-XX	PNPL-XX	PNWV-XX	PNHG-XX
	PN1W-36	36 ∅	CR	1		5817	5424	3233	3233	1346	2347	1062
	PN1W-42	42 ∅	CR	1		6424	6030	3443	3443	1420	2421	1090
	PN1W-48	48 ∅	CR	1		7269	6876	3500	3500	1367	2410	1119
	PN1W-54	54 ∅	CR	1		8305	7951	3634	3634	1336	2442	1147
	PN1W-60	60 ∅	CR	1		8861	8467	3767	3767	1304	2474	1177
	PN1W-72	72 ∅	CR	1		12474	12081	4340	4340	1325	2538	1234
<b>Square</b> 	PN7W-XXXX							PNSB-XX	PNSP-XX	PNPL-XX	PNWV-XX	PNHG-XX
	PN7W-3636	36 x 36	CR	1		5315	4921	3233	3233	1346	2347	1062
	PN7W-4242	42 x 42	CR	1		5927	5415	3443	3443	1420	2421	1090
	PN7W-4848	48 x 48	CR	1		6642	6130	3500	3500	1367	2410	1119
	PN7W-5454	54 x 54	CR	1		7584	7072	3634	3634	1336	2442	1147
	PN7W-6060	60 x 60	CR	1		8564	8052	3767	3767	1304	2474	1177
	PN7W-7272	72 x 72	CR	1		11682	11170	4340	4340	1325	2538	1234
<b>Rectangle</b> 	PN5W-XXXXX							PNSB-XX	PNSP-XX	PNPL-XX	PNWV-XX	PNHG-XX
	PN5W-7236	72 x 36	2	1		6586	6074	2756	2756	901	1902	617
	PN5W-7242	72 x 42	2	1		7198	6686	2966	2966	975	1976	644
	PN5W-7248	72 x 48	2	1		7714	7202	3023	3023	922	1965	674
	PN5W-8442	84 x 42	2	1		7846	7334	2966	2966	975	1976	644
	PN5W-8448	84 x 48	2	1		8410	7898	3023	3023	922	1965	674
	PN5W-9642	96 x 42	2	1		8412	7899	2966	2966	975	1976	644
	PN5W-9648	96 x 48	2	1		9142	8630	3023	3023	922	1965	674
	PN5W-9654	96 x 54	2	1		9939	9427	3157	3157	890	1997	702
	PN5W-9660	96 x 60	2	1		10635	10123	3290	3290	859	2029	731
	PN5W-9672	96 x 72	2	2		13263	12751	3863	3863	880	2092	789
	PN5W-10842	108 x 42	2	1		9564	9052	2966	2966	975	1976	644
	PN5W-10848	108 x 48	2	1		10463	9951	3023	3023	922	1965	674
	PN5W-10854	108 x 54	2	1		11233	10721	3157	3157	890	1997	702
	PN5W-10860	108 x 60	2	1		11967	11455	3290	3290	859	2029	731
PN5W-10872	108 x 72	2	2		14659	14147	3863	3863	880	2092	789	

**Add Access Door to Base for Wire Management: Colora \$403; High Gloss Paint \$520; Laminate \$445; Veneer \$520; S. Steel (Brushed or Polished) \$850**

# Panel Base

## Standard Wood Veneer



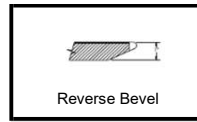
Shape	Item Code	Length	Width	# of Bases	Top Sections	Qty. 1	Qty. 3	Add Base upgrade: Brushed S. Steel	Add Base upgrade: Polished S. Steel	Add Base upgrade: Laminate	Add Base upgrade: Veneer	Add Base upgrade: High Gloss Paint
<b>Rectangle cont'd.</b>	PN5W-XXXXX							PNSB-XX	PNSP-XX	PNPL-XX	PNWV-XX	PNHG-XX
	PN5W-12048	120 x 48		2	2	12012	11500	3023	3023	922	1965	674
	PN5W-12054	120 x 54		2	2	12821	12309	3157	3157	890	1997	702
	PN5W-12060	120 x 60		2	2	13724	13212	3290	3290	859	2029	731
	PN5W-12072	120 x 72		2	2	15386	14874	3863	3863	880	2092	789
	PN5W-13248	132 x 48		3	2	13840	13328	4535	4535	1383	2948	1011
	PN5W-13254	132 x 54		3	2	14873	14361	4735	4735	1336	2996	1053
	PN5W-13260	132 x 60		3	2	15805	15293	4935	4935	1288	3043	1097
	PN5W-13272	132 x 72		3	3	18902	18390	5794	5794	1320	3139	1183
	PN5W-14448	144 x 48		3	2	14543	14031	4535	4535	1383	2948	1011
	PN5W-14454	144 x 54		3	2	15550	15038	4735	4735	1336	2996	1053
	PN5W-14460	144 x 60		3	2	16388	15876	4935	4935	1288	3043	1097
	PN5W-14472	144 x 72		3	3	20021	19509	5794	5794	1320	3139	1183
	PN5W-16848	168 x 48		3	2	16086	15574	4535	4535	1383	2948	1011
	PN5W-16854	168 x 54		3	2	17306	16774	4735	4735	1336	2996	1053
	PN5W-16860	168 x 60		3	2	18426	17894	4935	4935	1288	3043	1097
	PN5W-16872	168 x 72		3	3	22096	21584	5794	5794	1320	3139	1183
	PN5W-18048	180 x 48		3	2	16624	16092	4535	4535	1383	2948	1011
	PN5W-18054	180 x 54		3	2	18012	17480	4735	4735	1336	2996	1053
	PN5W-18060	180 x 60		3	2	19430	18899	4935	4935	1288	3043	1097
	PN5W-18072	180 x 72		3	3	22916	22404	5794	5794	1320	3139	1183
	PN5W-19248	192 x 48		3	2	17458	16926	4535	4535	1383	2948	1011
	PN5W-19254	192 x 54		3	2	18949	18417	4735	4735	1336	2996	1053
	PN5W-19260	192 x 60		3	2	20211	19679	4935	4935	1288	3043	1097
	PN5W-19272	192 x 72		3	4	24778	24265	5794	5794	1320	3139	1183
	PN5W-21648	216 x 48		4	2	20854	20301	6046	6046	1844	3930	1348
	PN5W-21654	216 x 54		4	2	22431	21880	6313	6313	1781	3994	1403
	PN5W-21660	216 x 60		4	2	23695	23144	6580	6580	1717	4058	1463
	PN5W-21672	216 x 72		4	4	29773	29222	7725	7725	1760	4185	1577
	PN5W-24048	240 x 48		4	3	22985	22395	5932	5932	1950	3952	1289
	PN5W-24054	240 x 54		4	3	24583	23992	6313	6313	1781	3994	1403
	PN5W-24060	240 x 60		4	3	27106	26477	6580	6580	1717	4058	1463
	PN5W-24072	240 x 72		4	4	31210	30658	7725	7725	1760	4185	1577



Add Access Door to Base for Wire Management:  
 Colora \$403;  
 High Gloss Paint \$520;  
 Laminate \$445;  
 Veneer \$520;  
 S. Steel (Brushed or Polished) \$850

# Panel Base

## Standard Wood Veneer



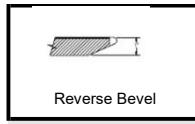
Shape	Item Code	Length	Width	# of Bases	Top Sections	Qty. 1	Qty. 3	Add Base upgrade: Brushed S. Steel	Add Base upgrade: Polished S. Steel	Add Base upgrade: Laminate	Add Base upgrade: Veneer	Add Base upgrade: High Gloss Paint
<b>Arced Boat</b>	PN6W-XXXXX							PNSB-XX	PNSP-XX	PNPL-XX	PNWV-XX	PNHG-XX
	PN6W-7242	72 x 42 / 30	2	1	8197	7684	2966	2966	975	1976	644	
	PN6W-7248	72 x 48 / 35	2	1	8714	8202	3023	3023	922	1965	674	
	PN6W-8442	84 x 42 / 30	2	1	8905	8393	2966	2966	975	1976	644	
	PN6W-8448	84 x 48 / 35	2	1	9470	8958	3023	3023	922	1965	674	
	PN6W-9642	96 x 42 / 30	2	1	9530	9018	2966	2966	975	1976	644	
	PN6W-9648	96 x 48 / 35	2	1	10327	9814	3023	3023	922	1965	674	
	PN6W-9654	96 x 54 / 38	2	1	10798	10286	3157	3157	890	1997	702	
	PN6W-9660	96 x 60 / 42	2	1	11495	10982	3290	3290	859	2029	731	
	PN6W-9672	96 x 72 / 48	2	2	14641	14129	3863	3863	880	2092	789	
	PN6W-10842	108 x 42 / 30	2	1	10746	10235	2966	2966	975	1976	644	
	PN6W-10848	108 x 48 / 35	2	1	11321	10810	3023	3023	922	1965	674	
	PN6W-10854	108 x 54 / 38	2	1	12092	11580	3157	3157	890	1997	702	
	PN6W-10860	108 x 60 / 42	2	1	12826	12314	3290	3290	859	2029	731	
	PN6W-10872	108 x 72 / 48	2	2	16102	15590	3863	3863	880	2092	789	
	PN6W-12048	120 x 48 / 35	2	2	13514	13002	3023	3023	922	1965	674	
	PN6W-12054	120 x 54 / 38	2	2	14323	13811	3157	3157	890	1997	702	
	PN6W-12060	120 x 60 / 42	2	2	15160	14648	3290	3290	859	2029	731	
	PN6W-12072	120 x 72 / 48	2	2	17017	16505	3863	3863	880	2092	789	
	PN6W-13248	132 x 48 / 35	3	2	15342	14830	4535	4535	1383	2948	1011	
	PN6W-13254	132 x 54 / 38	3	2	16310	15797	4735	4735	1336	2996	1053	
	PN6W-13260	132 x 60 / 42	3	2	17241	16729	4935	4935	1288	3043	1097	
	PN6W-13272	132 x 72 / 48	3	3	20924	20412	5794	5794	1320	3139	1183	
	PN6W-14448	144 x 48 / 35	3	2	16041	15529	4535	4535	1383	2948	1011	
	PN6W-14454	144 x 54 / 38	3	2	17045	16533	4735	4735	1336	2996	1053	
	PN6W-14460	144 x 60 / 42	3	2	18080	17568	4935	4935	1288	3043	1097	
	PN6W-14472	144 x 72 / 48	3	3	21907	21394	5794	5794	1320	3139	1183	
	PN6W-16848	168 x 48 / 35	3	2	17641	17129	4535	4535	1383	2948	1011	
	PN6W-16854	168 x 54 / 38	3	2	18861	18329	4735	4735	1336	2996	1053	
	PN6W-16860	168 x 60 / 42	3	2	19981	19449	4935	4935	1288	3043	1097	
	PN6W-16872	168 x 72 / 48	3	3	24106	23594	5794	5794	1320	3139	1183	
	PN6W-18048	180 x 48 / 35	3	2	18375	17902	4535	4535	1383	2948	1011	
	PN6W-18054	180 x 54 / 38	3	2	19601	19069	4735	4735	1336	2996	1053	
	PN6W-18060	180 x 60 / 42	3	2	20790	20259	4935	4935	1288	3043	1097	
	PN6W-18072	180 x 72 / 48	3	3	25056	24544	5794	5794	1320	3139	1183	
	PN6W-19248	192 x 48 / 35	3	2	19545	19014	4535	4535	1383	2948	1011	
PN6W-19254	192 x 54 / 38	3	2	20842	20310	4735	4735	1336	2996	1053		
PN6W-19260	192 x 60 / 42	3	2	22103	21571	4935	4935	1288	3043	1097		
PN6W-19272	192 x 72 / 48	3	4	28035	27523	5794	5794	1320	3139	1183		
PN6W-21648	216 x 48 / 35	4	2	22392	21841	6046	6046	1844	3930	1348		
PN6W-21654	216 x 54 / 38	4	2	23969	23418	6313	6313	1781	3994	1403		
PN6W-21660	216 x 60 / 42	4	2	25427	24876	6580	6580	1717	4058	1463		
PN6W-21672	216 x 72 / 48	4	4	33067	32515	7725	7725	1760	4185	1577		
PN6W-24048	240 x 48 / 35	4	3	25818	25227	5932	5932	1950	3952	1289		
PN6W-24054	240 x 54 / 38	4	3	27610	27020	6313	6313	1781	3994	1403		
PN6W-24060	240 x 60 / 42	4	3	29093	28463	6580	6580	1717	4058	1463		
PN6W-24072	240 x 72 / 48	4	4	35731	35180	7725	7725	1760	4185	1577		

Add Access Door to Base for Wire Management:  
 Colora \$403;  
 High Gloss Paint \$520;  
 Laminate \$445;  
 Veneer \$520;  
 S. Steel (Brushed or Polished) \$850



# Panel Base

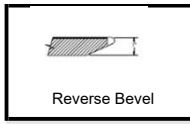
## Standard Wood Veneer




Shape	Item Code	Length	Width	# of Bases	Top Sections	Qty. 1	Qty. 3	Add Base upgrade: Brushed S. Steel	Add Base upgrade: Polished S. Steel	Add Base upgrade: Laminate	Add Base upgrade: Veneer	Add Base upgrade: High Gloss Paint
<b>Arced Wedge</b>	PN9W-XXXXX							PNSB-XX	PNSP-XX	PNPL-XX	PNWV-XX	PNHG-XX
	PN9W-7242	72 x 42 / 30		2	1	8197	7684	2966	2966	975	1976	644
	PN9W-7248	72 x 48 / 35		2	1	8714	8202	3023	3023	922	1965	674
	PN9W-8442	84 x 42 / 30		2	1	8905	8393	2966	2966	975	1976	644
	PN9W-8448	84 x 48 / 35		2	1	9470	8958	3023	3023	922	1965	674
	PN9W-9642	96 x 42 / 30		2	1	9530	9018	2966	2966	975	1976	644
	PN9W-9648	96 x 48 / 35		2	1	10327	9814	3023	3023	922	1965	674
	PN9W-9654	96 x 54 / 38		2	1	10798	10286	3157	3157	890	1997	702
	PN9W-9660	96 x 60 / 42		2	1	11495	10982	3290	3290	859	2029	731
	PN9W-9672	96 x 72 / 48		2	2	14641	14129	3863	3863	880	2092	789
	PN9W-10842	108 x 42 / 30		2	1	10746	10235	2966	2966	975	1976	644
	PN9W-10848	108 x 48 / 35		2	1	11321	10810	3023	3023	922	1965	674
	PN9W-10854	108 x 54 / 38		2	1	12092	11580	3157	3157	890	1997	702
	PN9W-10860	108 x 60 / 42		2	1	12826	12314	3290	3290	859	2029	731
	PN9W-10872	108 x 72 / 48		2	2	16102	15590	3863	3863	880	2092	789
	PN9W-12048	120 x 48 / 35		2	2	13514	13002	3023	3023	922	1965	674
	PN9W-12054	120 x 54 / 38		2	2	14323	13811	3157	3157	890	1997	702
	PN9W-12060	120 x 60 / 42		2	2	15160	14648	3290	3290	859	2029	731
	PN9W-12072	120 x 72 / 48		2	2	17017	16505	3863	3863	880	2092	789
	PN9W-13248	132 x 48 / 35		3	2	15342	14830	4535	4535	1383	2948	1011
	PN9W-13254	132 x 54 / 38		3	2	16310	15797	4735	4735	1336	2996	1053
	PN9W-13260	132 x 60 / 42		3	2	17241	16729	4935	4935	1288	3043	1097
	PN9W-13272	132 x 72 / 48		3	3	20924	20412	5794	5794	1320	3139	1183
	PN9W-14448	144 x 48 / 35		3	2	16041	15529	4535	4535	1383	2948	1011
	PN9W-14454	144 x 54 / 38		3	2	17045	16533	4735	4735	1336	2996	1053
	PN9W-14460	144 x 60 / 42		3	2	18080	17568	4935	4935	1288	3043	1097
	PN9W-14472	144 x 72 / 48		3	3	21907	21394	5794	5794	1320	3139	1183
	PN9W-16848	168 x 48 / 35		3	2	17641	17129	4535	4535	1383	2948	1011
	PN9W-16854	168 x 54 / 38		3	2	18861	18329	4735	4735	1336	2996	1053
	PN9W-16860	168 x 60 / 42		3	2	19981	19449	4935	4935	1288	3043	1097
	PN9W-16872	168 x 72 / 48		3	3	24106	23594	5794	5794	1320	3139	1183
	PN9W-18048	180 x 48 / 35		3	2	18375	17902	4535	4535	1383	2948	1011
	PN9W-18054	180 x 54 / 38		3	2	19601	19069	4735	4735	1336	2996	1053
	PN9W-18060	180 x 60 / 42		3	2	20790	20259	4935	4935	1288	3043	1097
	PN9W-18072	180 x 72 / 48		3	3	25056	24544	5794	5794	1320	3139	1183
	PN9W-19248	192 x 48 / 35		3	2	19545	19014	4535	4535	1383	2948	1011
	PN9W-19254	192 x 54 / 38		3	2	20842	20310	4735	4735	1336	2996	1053
	PN9W-19260	192 x 60 / 42		3	2	22103	21571	4935	4935	1288	3043	1097
	PN9W-19272	192 x 72 / 48		3	4	28035	27523	5794	5794	1320	3139	1183
	PN9W-21648	216 x 48 / 35		4	2	22392	21841	6046	6046	1844	3930	1348
	PN9W-21654	216 x 54 / 38		4	2	23969	23418	6313	6313	1781	3994	1403
	PN9W-21660	216 x 60 / 42		4	2	25427	24876	6580	6580	1717	4058	1463
	PN9W-21672	216 x 72 / 48		4	4	33067	32515	7725	7725	1760	4185	1577
	PN9W-24048	240 x 48 / 35		4	3	25818	25227	5932	5932	1950	3952	1289
	PN9W-24054	240 x 54 / 38		4	3	27610	27020	6313	6313	1781	3994	1403
	PN9W-24060	240 x 60 / 42		4	3	29093	28463	6580	6580	1717	4058	1463
	PN9W-24072	240 x 72 / 48		4	4	35731	35180	7725	7725	1760	4185	1577

Add Access Door to Base for Wire Management:  
 Colora \$403;  
 High Gloss Paint \$520;  
 Laminate \$445;  
 Veneer \$520;  
 S. Steel (Brushed or Polished) \$850

# Panel Base Standard Wood Veneer

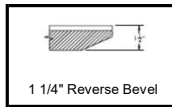



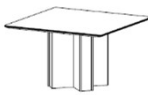

Shape	Item Code	Length	Width h	# of Bases	Top Sections	Qty. 1	Qty. 3	Add Base upgrade: Brushed S. Steel	Add Base upgrade: Polished S. Steel	Add Base upgrade: Laminate	Add Base upgrade: Veneer	Add Base upgrade: High Gloss Paint
Oval  	PN10W-XXXXX							PNSB-XX	PNSP-XX	PNPL-XX	PNWV-XX	PNHG-XX
	PN10W-7242	72 x 42	2	1		8197	7684	2966	2966	975	1976	644
	PN10W-7248	72 x 48	2	1		8714	8202	3023	3023	922	1965	674
	PN10W-8442	84 x 42	2	1		8905	8393	2966	2966	975	1976	644
	PN10W-8448	84 x 48	2	1		9470	8958	3023	3023	922	1965	674
	PN10W-9642	96 x 42	2	1		9530	9018	2966	2966	975	1976	644
	PN10W-9648	96 x 48	2	1		10327	9814	3023	3023	922	1965	674
	PN10W-9654	96 x 54	2	1		10798	10286	3157	3157	890	1997	702
	PN10W-9660	96 x 60	2	1		11495	10982	3290	3290	859	2029	731
	PN10W-9672	96 x 72	2	2		14641	14129	3863	3863	880	2092	789
	PN10W-10842	108 x 42	2	1		10746	10235	2966	2966	975	1976	644
	PN10W-10848	108 x 48	2	1		11321	10810	3023	3023	922	1965	674
	PN10W-10854	108 x 54	2	1		12092	11580	3157	3157	890	1997	702
	PN10W-10860	108 x 60	2	1		12826	12314	3290	3290	859	2029	731
	PN10W-10872	108 x 72	2	2		16102	15590	3863	3863	880	2092	789
	PN10W-12048	120 x 48	2	2		13514	13002	3023	3023	922	1965	674
	PN10W-12054	120 x 54	2	2		14323	13811	3157	3157	890	1997	702
	PN10W-12060	120 x 60	2	2		15160	14648	3290	3290	859	2029	731
	PN10W-12072	120 x 72	2	2		17017	16505	3863	3863	880	2092	789
	PN10W-13248	132 x 48	3	2		15342	14830	4535	4535	1383	2948	1011
	PN10W-13254	132 x 54	3	2		16310	15797	4735	4735	1336	2996	1053
	PN10W-13260	132 x 60	3	2		17241	16729	4935	4935	1288	3043	1097
	PN10W-13272	132 x 72	3	3		20924	20412	5794	5794	1320	3139	1183
	PN10W-14448	144 x 48	3	2		16041	15529	4535	4535	1383	2948	1011
	PN10W-14454	144 x 54	3	2		17045	16533	4735	4735	1336	2996	1053
	PN10W-14460	144 x 60	3	2		18080	17568	4935	4935	1288	3043	1097
	PN10W-14472	144 x 72	3	3		21907	21394	5794	5794	1320	3139	1183
	PN10W-16848	168 x 48	3	2		17641	17129	4535	4535	1383	2948	1011
	PN10W-16854	168 x 54	3	2		18861	18329	4735	4735	1336	2996	1053
	PN10W-16860	168 x 60	3	2		19981	19449	4935	4935	1288	3043	1097
	PN10W-16872	168 x 72	3	3		24106	23594	5794	5794	1320	3139	1183
	PN10W-18048	180 x 48	3	2		18375	17902	4535	4535	1383	2948	1011
	PN10W-18054	180 x 54	3	2		19601	19069	4735	4735	1336	2996	1053
	PN10W-18060	180 x 60	3	2		20790	20259	4935	4935	1288	3043	1097
	PN10W-18072	180 x 72	3	3		25056	24544	5794	5794	1320	3139	1183
	PN10W-19248	192 x 48	3	2		19545	19014	4535	4535	1383	2948	1011
	PN10W-19254	192 x 54	3	2		20842	20310	4735	4735	1336	2996	1053
	PN10W-19260	192 x 60	3	2		22103	21571	4935	4935	1288	3043	1097
PN10W-19272	192 x 72	3	4		28035	27523	5794	5794	1320	3139	1183	
PN10W-21648	216 x 48	4	2		22392	21841	6046	6046	1844	3930	1348	
PN10W-21654	216 x 54	4	2		23969	23418	6313	6313	1781	3994	1403	
PN10W-21660	216 x 60	4	2		25427	24876	6580	6580	1717	4058	1463	
PN10W-21672	216 x 72	4	4		33067	32515	7725	7725	1760	4185	1577	
PN10W-24048	240 x 48	4	3		25818	25227	5932	5932	1950	3952	1289	
PN10W-24054	240 x 54	4	3		27610	27020	6313	6313	1781	3994	1403	
PN10W-24060	240 x 60	4	3		29093	28463	6580	6580	1717	4058	1463	
PN10W-24072	240 x 72	4	4		35731	35180	7725	7725	1760	4185	1577	

Add Access Door to Base for Wire Management:  
 Colora \$403;  
 High Gloss Paint \$520;  
 Laminate \$445;  
 Veneer \$520;  
 S. Steel (Brushed or Polished) \$850

# Panel Base

Vidro - Back painted glass

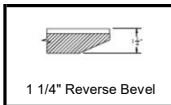


Shape	Item code	Length	Width	# of Bases	Top Sections	Qty. 1	Qty. 3	Add to Qty. 1 for Matte	Add to Qty. 3 for Matte	Add Base upgrade: Brushed S. Steel	Add Base upgrade: Polished S. Steel	Add Base upgrade: Laminate	Add Base upgrade: Veneer	Add Base upgrade: High Gloss Paint	Add crate net
	<b>Round</b>														
	PN1V-XX							1VM-XX		PNSB-XX	PNSP-XX	PNPL-XX	PNWV-XX	PNHG-XX	CR-XX
	PN1V-36	36 °		CR	1	5587	5418	608	431	3233	3233	1346	2347	1062	125
	PN1V-42	42 °		CR	1	6611	6311	822	775	3443	3443	1420	2421	1090	147
	PN1V-48	48 °		CR	1	7606	7306	1039	992	3500	3500	1367	2410	1119	168
	PN1V-54	54 °		CR	1	8972	8672	1325	1278	3634	3634	1336	2442	1147	189
	PN1V-60	60 °		CR	1	10045	9745	1564	1517	3767	3767	1304	2474	1177	210
PN1V-72	72 °		CR	1	13540	13240	2299	2252	4340	4340	1325	2538	1234	343	
	<b>Square</b>														
	PN7V-XXXX							7VM-XXXX		PNSB-XX	PNSP-XX	PNPL-XX	PNWV-XX	PNHG-XX	CR-XXXX
	PN7V-3636	36 x 36		CR	1	5498	5329	557	379	3233	3233	1346	2347	1062	125
	PN7V-4242	42 x 42		CR	1	6421	6121	740	693	3443	3443	1420	2421	1090	147
	PN7V-4848	48 x 48		CR	1	7411	7110	942	896	3500	3500	1367	2410	1119	168
	PN7V-5454	54 x 54		CR	1	8395	8095	1142	1095	3634	3634	1336	2442	1147	189
	PN7V-6060	60 x 60		CR	1	9463	9163	1361	1314	3767	3767	1304	2474	1177	210
PN7V-7272	72 x 72		CR	1	12836	12536	2052	2006	4340	4340	1325	2538	1234	343	
	<b>Rectangle</b>														
	PN5V-XXXXX							5VM-XXXXX		PNSB-XX	PNSP-XX	PNPL-XX	PNWV-XX	PNHG-XX	CR-XXXXX
	PN5V-7236	72 x 36		2	1	7871	7570	1121	1075	2756	2756	901	1902	617	229
	PN5V-7242	72 x 42		2	1	8533	8233	1256	1209	2966	2966	975	1976	644	242
	PN5V-7248	72 x 48		2	1	9220	8921	1403	1357	3023	3023	922	1965	674	253
	PN5V-8442	84 x 42		2	1	9259	8959	1414	1367	2966	2966	975	1976	644	267
	PN5V-8448	84 x 48		2	1	9953	9653	1570	1523	3023	3023	922	1965	674	267
	PN5V-9642	96 x 42		2	1	10030	9730	1583	1536	2966	2966	975	1976	644	305
	PN5V-9648	96 x 48		2	1	10789	10490	1759	1712	3023	3023	922	1965	674	305
	PN5V-9654	96 x 54		2	1	12135	11835	2042	1995	3157	3157	890	1997	702	311
	PN5V-9660	96 x 60		2	1	13322	12503	2289	2147	3290	3290	859	2029	731	318
	PN5V-9672	96 x 72		2	2	17071	16252	2687	2545	3863	3863	880	2092	789	458
	PN5V-10842	108 x 42		2	1	11945	11645	1857	1810	2966	2966	975	1976	644	343
	PN5V-10848	108 x 48		2	1	12907	12607	2079	2032	3023	3023	922	1965	674	343
	PN5V-10854	108 x 54		2	1	14261	13961	2372	2326	3157	3157	890	1997	702	348
PN5V-10860	108 x 60		2	1	15264	14443	2594	2452	3290	3290	859	2029	731	352	
PN5V-10872	108 x 72		2	2	19081	18261	3037	2895	3863	3863	880	2092	789	484	

Add Access Door to Base for Wire Management: Colora \$403; High Gloss Paint \$520; Laminate \$445; Veneer \$520; S. Steel (Brushed or Polished) \$850

# Panel Base

Vidro - Back painted glass



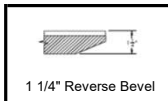
Shape	Item code	Length	Width	# of Bases	Top Sections	Qty. 1	Qty. 3	Add to Qty. 1 for Matte	Add to Qty. 3 for Matte	Add Base upgrade: Brushed S. Steel	Add Base upgrade: Polished S. Steel	Add Base upgrade: Laminate	Add Base upgrade: Veneer	Add Base upgrade: High Gloss Paint	Add crate net
<b>Rectangle cont'd.</b>	PN5V-XXXXX							5VM-XXXXX		PNSB-XX	PNSP-XX	PNPL-XX	PNWV-XX	PNHG-XX	CR-XXXXX
	PN5V-12048	120 x 48		2	2	14419	13599	2567	2425	3023	3023	922	1965	674	382
	PN5V-12054	120 x 54		2	2	15513	14694	2841	2699	3157	3157	890	1997	702	402
	PN5V-12060	120 x 60		2	2	16514	15695	3053	2950	3290	3290	859	2029	731	420
	PN5V-12072	120 x 72		2	2	20332	19513	3555	3452	3863	3863	880	2092	789	504
	PN5V-13248	132 x 48		3	2	16340	15521	2761	2619	4535	4535	1383	2948	1011	420
	PN5V-13254	132 x 54		3	2	17554	16735	3058	2916	4735	4735	1336	2996	1053	441
	PN5V-13260	132 x 60		3	2	18741	17922	3343	3201	4935	4935	1288	3043	1097	462
	PN5V-13272	132 x 72		3	3	23335	22516	3972	3830	5794	5794	1320	3139	1183	554
	PN5V-14448	144 x 48		3	2	17008	16188	2943	2801	4535	4535	1383	2948	1011	458
	PN5V-14454	144 x 54		3	2	18287	17466	3262	3120	4735	4735	1336	2996	1053	481
	PN5V-14460	144 x 60		3	2	19537	18718	3570	3428	4935	4935	1288	3043	1097	504
	PN5V-14472	144 x 72		3	3	24586	23767	4303	4161	5794	5794	1320	3139	1183	604
	PN5V-16848	168 x 48		3	2	18410	17591	3426	3283	4535	4535	1383	2948	1011	589
	PN5V-16854	168 x 54		3	2	19957	19118	3660	3518	4735	4735	1336	2996	1053	589
	PN5V-16860	168 x 60		3	2	21477	20637	4036	3894	4935	4935	1288	3043	1097	589
	PN5V-16872	168 x 72		3	3	27124	26305	4919	4777	5794	5794	1320	3139	1183	704
	PN5V-18048	180 x 48		3	2	19312	18473	3490	3348	4535	4535	1383	2948	1011	504
	PN5V-18054	180 x 54		3	2	21312	20474	3973	3831	4735	4735	1336	2996	1053	568
	PN5V-18060	180 x 60		3	3	22897	22059	4371	4229	4935	4935	1288	3043	1097	630
	PN5V-18072	180 x 72		3	3	28415	27596	5251	5109	5794	5794	1320	3139	1183	755
	PN5V-19248	192 x 48		3	2	20694	19854	3803	3661	4535	4535	1383	2948	1011	672
	PN5V-19254	192 x 54		3	2	22695	21856	4295	4153	4735	4735	1336	2996	1053	672
	PN5V-19260	192 x 60		3	3	24410	23570	4729	4587	4935	4935	1288	3043	1097	672
	PN5V-19272	192 x 72		3	4	30358	29538	5700	5558	5794	5794	1320	3139	1183	836
	PN5V-21648	216 x 48		4	3	25001	24141	4359	4217	6046	6046	1844	3930	1348	604
	PN5V-21654	216 x 54		4	3	27198	26340	4861	4719	6313	6313	1781	3994	1403	680
	PN5V-21660	216 x 60		4	3	29106	28248	5341	5199	6580	6580	1717	4058	1463	755
	PN5V-21672	216 x 72		4	4	35784	34924	6417	6275	7725	7725	1760	4185	1577	905
	PN5V-24048	240 x 48		4	3	26728	25830	4747	4605	5932	5932	1950	3952	1289	761
	PN5V-24054	240 x 54		4	3	29063	28165	5295	5153	6313	6313	1781	3994	1403	811
	PN5V-24060	240 x 60		4	3	31161	30224	5843	5701	6580	6580	1717	4058	1463	838
	PN5V-24072	240 x 72		4	4	38633	37773	7103	6961	7725	7725	1760	4185	1577	1005



Add Access Door to Base for Wire Management:  
 Cora \$403;  
 High Gloss Paint \$520;  
 Laminate \$445;  
 Veneer \$520;  
 S. Steel (Brushed or Polished) \$850

# Panel Base

Vidro - Back painted glass



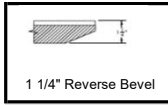
Shape	Item Code	Length	Width	# of Bases	Top Sections	Qty. 1	Qty. 3	Add to Qty. 1 for Matte	Add to Qty. 3 for Matte	Add Base upgrade: Brushed S. Steel	Add Base upgrade: Polished S. Steel	Add Base upgrade: Laminate	Add Base upgrade: Veneer	Add Base upgrade: High Gloss Paint	Add crate net
<b>Aced Boat</b>	PN6V-XXXXX							6VM-XXXXX		PNSB-XX	PNSP-XX	PNPL-XX	PNWV-XX	PNHG-XX	CR-XXXXX
	PN6V-7242	72 x 42 / 30		2	1	9295	8995	1468	1421	2966	2966	975	1976	644	242
	PN6V-7248	72 x 48 / 35		2	1	9983	9683	1627	1580	3023	3023	922	1965	674	253
	PN6V-8442	84 x 42 / 30		2	1	10081	9781	1639	1593	2966	2966	975	1976	644	267
	PN6V-8448	84 x 48 / 35		2	1	10776	10476	1810	1763	3023	3023	922	1965	674	267
	PN6V-9642	96 x 42 / 30		2	1	10910	10610	1825	1778	2966	2966	975	1976	644	305
	PN6V-9648	96 x 48 / 35		2	1	11670	11370	2015	1968	3023	3023	922	1965	674	305
	PN6V-9654	96 x 54 / 38		2	1	13015	12715	2315	2268	3157	3157	890	1997	702	311
	PN6V-9660	96 x 60 / 42		2	1	14204	13385	2577	2435	3290	3290	859	2029	731	318
	PN6V-9672	96 x 72 / 48		2	2	16060	15241	3012	2870	3863	3863	880	2092	789	458
	PN6V-10842	108 x 42 / 30		2	1	13499	13199	2236	2189	2966	2966	975	1976	644	343
	PN6V-10848	108 x 48 / 35		2	1	14462	14373	2475	2216	3023	3023	922	1965	674	343
	PN6V-10854	108 x 54 / 38		2	1	15815	15515	2786	2740	3157	3157	890	1997	702	348
	PN6V-10860	108 x 60 / 42		2	1	16818	15998	3027	2885	3290	3290	859	2029	731	352
	PN6V-10872	108 x 72 / 48		2	2	18744	17924	3507	3365	3863	3863	880	2092	789	484
	PN6V-12048	120 x 48 / 35		2	2	16034	15214	2811	2669	3023	3023	922	1965	674	382
	PN6V-12054	120 x 54 / 38		2	2	17126	16307	3085	2943	3157	3157	890	1997	702	402
	PN6V-12060	120 x 60 / 42		2	2	18129	17309	3337	3195	3290	3290	859	2029	731	420
	PN6V-12072	120 x 72 / 48		2	2	20056	19235	3839	3697	3863	3863	880	2092	789	504
	PN6V-13248	132 x 48 / 35		3	2	17954	17135	3005	2863	4535	4535	1383	2948	1011	420
	PN6V-13254	132 x 54 / 38		3	2	19168	18348	3303	3161	4735	4735	1336	2996	1053	441
	PN6V-13260	132 x 60 / 42		3	2	20356	19536	3588	3446	4935	4935	1288	3043	1097	462
	PN6V-13272	132 x 72 / 48		3	3	24947	24128	4219	4077	5794	5794	1320	3139	1183	554
	PN6V-14448	144 x 48 / 35		3	2	18681	17861	3188	3045	4535	4535	1383	2948	1011	458
	PN6V-14454	144 x 54 / 38		3	2	19959	19139	3507	3365	4735	4735	1336	2996	1053	481
	PN6V-14460	144 x 60 / 42		3	2	21211	20392	3816	3674	4935	4935	1288	3043	1097	504
	PN6V-14472	144 x 72 / 48		3	3	26258	25439	4549	4407	5794	5794	1320	3139	1183	604
	PN6V-16848	168 x 48 / 35		3	2	20272	19452	3541	3399	4535	4535	1383	2948	1011	589
	PN6V-16854	168 x 54 / 38		3	2	21687	20849	3906	3764	4735	4735	1336	2996	1053	589
	PN6V-16860	168 x 60 / 42		3	2	23208	22369	4282	4140	4935	4935	1288	3043	1097	589
	PN6V-16872	168 x 72 / 48		3	3	28856	28036	5164	5022	5794	5794	1320	3139	1183	704
	PN6V-18048	180 x 48 / 35		3	2	21044	20204	3735	3593	4535	4535	1383	2948	1011	504
	PN6V-18054	180 x 54 / 38		3	2	23044	22205	4218	4076	4735	4735	1336	2996	1053	568
	PN6V-18060	180 x 60 / 42		3	3	24630	23791	4616	4474	4935	4935	1288	3043	1097	630
	PN6V-18072	180 x 72 / 48		3	3	30147	29328	5496	5354	5794	5794	1320	3139	1183	755
	PN6V-19248	192 x 48 / 35		3	2	22957	22117	4048	3906	4535	4535	1383	2948	1011	672
	PN6V-19254	192 x 54 / 38		3	2	24958	24119	4540	4398	4735	4735	1336	2996	1053	672
	PN6V-19260	192 x 60 / 42		3	3	26674	25835	4973	4831	4935	4935	1288	3043	1097	672
	PN6V-19272	192 x 72 / 48		3	4	32620	31800	6052	5910	5794	5794	1320	3139	1183	836
	PN6V-21648	216 x 48 / 35		4	3	27582	26723	4726	4584	6046	6046	1844	3930	1348	604
	PN6V-21654	216 x 54 / 38		4	3	29780	28922	5228	5086	6313	6313	1781	3994	1403	680
	PN6V-21660	216 x 60 / 42		4	3	31689	30831	5708	5566	6580	6580	1717	4058	1463	755
	PN6V-21672	216 x 72 / 48		4	4	38366	37507	6785	6642	7725	7725	1760	4185	1577	905
	PN6V-24048	240 x 48 / 35		4	3	30019	29121	3356	3214	5932	5932	1950	3952	1289	761
	PN6V-24054	240 x 54 / 38		4	3	32353	31455	5663	5521	6313	6313	1781	3994	1403	811
	PN6V-24060	240 x 60 / 42		4	3	34453	33515	6211	6068	6580	6580	1717	4058	1463	838
	PN6V-24072	240 x 72 / 48		4	4	41924	41064	7472	7330	7725	7725	1760	4185	1577	1005



Add Access Door to Base for Wire Management:  
 Colora \$403;  
 High Gloss Paint \$520;  
 Laminate \$445;  
 Veneer \$520;  
 S. Steel (Brushed or Polished) \$850

# Panel Base

Vidro - Back painted glass

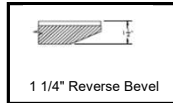


Shape	Item Code	Length	Width	# of Bases	Top Sections	Qty. 1	Qty. 3	Add to Qty. 1 for Matte	Add to Qty. 3 for Matte	Add Base upgrade: Brushed S. Steel	Add Base upgrade: Polished S. Steel	Add Base upgrade: Laminate	Add Base upgrade: Veneer	Add Base upgrade: High Gloss Paint	Add crate net
<b>Wedge</b>	PN9V-XXXXX							9VM-XXXXX		PNSB-XX	PNSP-XX	PNPL-XX	PNWV-XX	PNHG-XX	CR-XXXXX
	PN9V-7242	72 x 42 / 30		2	1	9295	8995	1468	1421	2966	2966	975	1976	644	242
	PN9V-7248	72 x 48 / 35		2	1	9983	9683	1627	1580	3023	3023	922	1965	674	253
	PN9V-8442	84 x 42 / 30		2	1	10081	9781	1639	1593	2966	2966	975	1976	644	267
	PN9V-8448	84 x 48 / 35		2	1	10776	10476	1810	1763	3023	3023	922	1965	674	267
	PN9V-9642	96 x 42 / 30		2	1	10910	10610	1825	1778	2966	2966	975	1976	644	305
	PN9V-9648	96 x 48 / 35		2	1	11670	11370	2015	1968	3023	3023	922	1965	674	305
	PN9V-9654	96 x 54 / 38		2	1	13015	12715	2315	2268	3157	3157	890	1997	702	311
	PN9V-9660	96 x 60 / 42		2	1	14204	13385	2577	2435	3290	3290	859	2029	731	318
	PN9V-9672	96 x 72 / 48		2	2	16060	15241	3012	2870	3863	3863	880	2092	789	458
	PN9V-10842	108 x 42 / 30		2	1	13499	13199	2236	2189	2966	2966	975	1976	644	343
	PN9V-10848	108 x 48 / 35		2	1	14462	14373	2475	2216	3023	3023	922	1965	674	343
	PN9V-10854	108 x 54 / 38		2	1	15815	15515	2786	2740	3157	3157	890	1997	702	348
	PN9V-10860	108 x 60 / 42		2	1	16818	15998	3027	2885	3290	3290	859	2029	731	352
	PN9V-10872	108 x 72 / 48		2	2	18744	17924	3507	3365	3863	3863	880	2092	789	484
	PN9V-12048	120 x 48 / 35		2	2	16034	15214	2811	2669	3023	3023	922	1965	674	382
	PN9V-12054	120 x 54 / 38		2	2	17126	16307	3085	2943	3157	3157	890	1997	702	402
	PN9V-12060	120 x 60 / 42		2	2	18129	17309	3337	3195	3290	3290	859	2029	731	420
	PN9V-12072	120 x 72 / 48		2	2	20056	19235	3839	3697	3863	3863	880	2092	789	504
	PN9V-13248	132 x 48 / 35		3	2	17954	17135	3005	2863	4535	4535	1383	2948	1011	420
	PN9V-13254	132 x 54 / 38		3	2	19168	18348	3303	3161	4735	4735	1336	2996	1053	441
	PN9V-13260	132 x 60 / 42		3	2	20356	19536	3588	3446	4935	4935	1288	3043	1097	462
	PN9V-13272	132 x 72 / 48		3	3	24947	24128	4219	4077	5794	5794	1320	3139	1183	554
	PN9V-14448	144 x 48 / 35		3	2	18681	17861	3188	3045	4535	4535	1383	2948	1011	458
	PN9V-14454	144 x 54 / 38		3	2	19959	19139	3507	3365	4735	4735	1336	2996	1053	481
	PN9V-14460	144 x 60 / 42		3	2	21211	20392	3816	3674	4935	4935	1288	3043	1097	504
	PN9V-14472	144 x 72 / 48		3	3	26258	25439	4549	4407	5794	5794	1320	3139	1183	604
	PN9V-16848	168 x 48 / 35		3	2	20272	19452	3541	3399	4535	4535	1383	2948	1011	589
	PN9V-16854	168 x 54 / 38		3	2	21687	20849	3906	3764	4735	4735	1336	2996	1053	589
	PN9V-16860	168 x 60 / 42		3	2	23208	22369	4282	4140	4935	4935	1288	3043	1097	589
	PN9V-16872	168 x 72 / 48		3	3	28856	28036	5164	5022	5794	5794	1320	3139	1183	704
	PN9V-18048	180 x 48 / 35		3	2	21044	20204	3735	3593	4535	4535	1383	2948	1011	504
	PN9V-18054	180 x 54 / 38		3	2	23044	22205	4218	4076	4735	4735	1336	2996	1053	568
	PN9V-18060	180 x 60 / 42		3	3	24630	23791	4616	4474	4935	4935	1288	3043	1097	630
	PN9V-18072	180 x 72 / 48		3	3	30147	29328	5496	5354	5794	5794	1320	3139	1183	755
	PN9V-19248	192 x 48 / 35		3	2	22957	22117	4048	3906	4535	4535	1383	2948	1011	672
	PN9V-19254	192 x 54 / 38		3	2	24958	24119	4540	4398	4735	4735	1336	2996	1053	672
	PN9V-19260	192 x 60 / 42		3	3	26674	25835	4973	4831	4935	4935	1288	3043	1097	672
	PN9V-19272	192 x 72 / 48		3	4	32620	31800	6052	5910	5794	5794	1320	3139	1183	836
	PN9V-21648	216 x 48 / 35		4	3	27582	26723	4726	4584	6046	6046	1844	3930	1348	604
	PN9V-21654	216 x 54 / 38		4	3	29780	28922	5228	5086	6313	6313	1781	3994	1403	680
	PN9V-21660	216 x 60 / 42		4	3	31689	30831	5708	5566	6580	6580	1717	4058	1463	755
	PN9V-21672	216 x 72 / 48		4	4	38366	37507	6785	6642	7725	7725	1760	4185	1577	905
	PN9V-24048	240 x 48 / 35		4	3	30019	29121	3356	3214	5932	5932	1950	3952	1289	761
	PN9V-24054	240 x 54 / 38		4	3	32353	31455	5663	5521	6313	6313	1781	3994	1403	811
	PN9V-24060	240 x 60 / 42		4	3	34453	33515	6211	6068	6580	6580	1717	4058	1463	838
	PN9V-24072	240 x 72 / 48		4	4	41924	41064	7472	7330	7725	7725	1760	4185	1577	1005

Add Access Door to Base for Wire Management:  
 Colora \$403;  
 High Gloss Paint \$520;  
 Laminate \$445;  
 Veneer \$520;  
 S. Steel (Brushed or Polished) \$850

# Panel Base

Vidro - Back painted glass

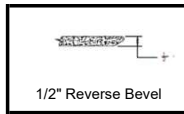


Shape	Item Code	Length	Width	# of Bases	Top Sections	Qty. 1	Qty. 3	Add to Qty. 1 for Matte	Add to Qty. 3 for Matte	Add Base upgrade: Brushed S. Steel	Add Base upgrade: Polished S. Steel	Add Base upgrade: Laminate	Add Base upgrade: Veneer	Add Base upgrade: High Gloss Paint	Add crate net
<b>Oval</b>	PN10V-XXXXX							10VM-XXXXX		PNSB-XX	PNSP-XX	PNPL-XX	PNWV-XX	PNHG-XX	CR-XXXXX
	PN10V-7242	72 x 42		2	1	9295	8995	1468	1421	2966	2966	975	1976	644	242
	PN10V-7248	72 x 48		2	1	9983	9683	1627	1580	3023	3023	922	1965	674	253
	PN10V-8442	84 x 42		2	1	10081	9781	1639	1593	2966	2966	975	1976	644	267
	PN10V-8448	84 x 48		2	1	10776	10476	1810	1763	3023	3023	922	1965	674	267
	PN10V-9642	96 x 42		2	1	10910	10610	1825	1778	2966	2966	975	1976	644	305
	PN10V-9648	96 x 48		2	1	11670	11370	2015	1968	3023	3023	922	1965	674	305
	PN10V-9654	96 x 54		2	1	13015	12715	2315	2268	3157	3157	890	1997	702	311
	PN10V-9660	96 x 60		2	1	14204	13385	2577	2435	3290	3290	859	2029	731	318
	PN10V-9672	96 x 72		2	2	16060	15241	3012	2870	3863	3863	880	2092	789	458
	PN10V-10842	108 x 42		2	1	13499	13199	2236	2189	2966	2966	975	1976	644	343
	PN10V-10848	108 x 48		2	1	14462	14373	2475	2216	3023	3023	922	1965	674	343
	PN10V-10854	108 x 54		2	1	15815	15515	2786	2740	3157	3157	890	1997	702	348
	PN10V-10860	108 x 60		2	1	16818	15998	3027	2885	3290	3290	859	2029	731	352
	PN10V-10872	108 x 72		2	2	18744	17924	3507	3365	3863	3863	880	2092	789	484
	PN10V-12048	120 x 48		2	2	16034	15214	2811	2669	3023	3023	922	1965	674	382
	PN10V-12054	120 x 54		2	2	17126	16307	3085	2943	3157	3157	890	1997	702	402
	PN10V-12060	120 x 60		2	2	18129	17309	3337	3195	3290	3290	859	2029	731	420
	PN10V-12072	120 x 72		2	2	20056	19235	3839	3697	3863	3863	880	2092	789	504
	PN10V-13248	132 x 48		3	2	17954	17135	3005	2863	4535	4535	1383	2948	1011	420
	PN10V-13254	132 x 54		3	2	19168	18348	3303	3161	4735	4735	1336	2996	1053	441
	PN10V-13260	132 x 60		3	2	20356	19536	3588	3446	4935	4935	1288	3043	1097	462
	PN10V-13272	132 x 72		3	3	24947	24128	4219	4077	5794	5794	1320	3139	1183	554
	PN10V-14448	144 x 48		3	2	18681	17861	3188	3045	4535	4535	1383	2948	1011	458
	PN10V-14454	144 x 54		3	2	19959	19139	3507	3365	4735	4735	1336	2996	1053	481
	PN10V-14460	144 x 60		3	2	21211	20392	3816	3674	4935	4935	1288	3043	1097	504
	PN10V-14472	144 x 72		3	3	26258	25439	4549	4407	5794	5794	1320	3139	1183	604
	PN10V-16848	168 x 48		3	2	20272	19452	3541	3399	4535	4535	1383	2948	1011	589
	PN10V-16854	168 x 54		3	2	21687	20849	3906	3764	4735	4735	1336	2996	1053	589
	PN10V-16860	168 x 60		3	2	23208	22369	4282	4140	4935	4935	1288	3043	1097	589
	PN10V-16872	168 x 72		3	3	28856	28036	5164	5022	5794	5794	1320	3139	1183	704
	PN10V-18048	180 x 48		3	2	21044	20204	3735	3593	4535	4535	1383	2948	1011	504
	PN10V-18054	180 x 54		3	2	23044	22205	4218	4076	4735	4735	1336	2996	1053	568
	PN10V-18060	180 x 60		3	3	24630	23791	4616	4474	4935	4935	1288	3043	1097	630
	PN10V-18072	180 x 72		3	3	30147	29328	5496	5354	5794	5794	1320	3139	1183	755
	PN10V-19248	192 x 48		3	2	22957	22117	4048	3906	4535	4535	1383	2948	1011	672
	PN10V-19254	192 x 54		3	2	24958	24119	4540	4398	4735	4735	1336	2996	1053	672
	PN10V-19260	192 x 60		3	3	26674	25835	4973	4831	4935	4935	1288	3043	1097	672
	PN10V-19272	192 x 72		3	4	32620	31800	6052	5910	5794	5794	1320	3139	1183	836
	PN10V-21648	216 x 48		4	3	27582	26723	4726	4584	6046	6046	1844	3930	1348	604
	PN10V-21654	216 x 54		4	3	29780	28922	5228	5086	6313	6313	1781	3994	1403	680
	PN10V-21660	216 x 60		4	3	31689	30831	5708	5566	6580	6580	1717	4058	1463	755
	PN10V-21672	216 x 72		4	4	38366	37507	6785	6642	7725	7725	1760	4185	1577	905
	PN10V-24048	240 x 48		4	3	30019	29121	3356	3214	5932	5932	1950	3952	1289	761
	PN10V-24054	240 x 54		4	3	32353	31455	5663	5521	6313	6313	1781	3994	1403	811
	PN10V-24060	240 x 60		4	3	34453	33515	6211	6068	6580	6580	1717	4058	1463	838
	PN10V-24072	240 x 72		4	4	41924	41064	7472	7330	7725	7725	1760	4185	1577	1005



Add Access Door to Base for Wire Management:  
 Colora \$403;  
 High Gloss Paint \$520;  
 Laminate \$445;  
 Veneer \$520;  
 S. Steel (Brushed or Polished) \$850

# Panel Base Corian

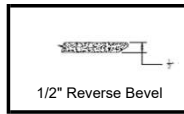


Shape	Item Code	Length	Width	# of Bases	Top Sections	Qty. 1	Qty. 3	Add for 1" thick top	Add Base upgrade: Brushed S. Steel	Add Base upgrade: Polished S. Steel	Add Base upgrade: Laminate	Add Base upgrade: Veneer	Add Base upgrade: High Gloss Paint	Add crate net
<b>Round</b> 	PN1C-XX							1CR-XX	PNSB-XX	PNSP-XX	PNPL-XX	PNWV-XX	PNHG-XX	CR-XX
	PN1C-36	36 <sup>Ø</sup>	CR	1	5529	5177	840	3233	3233	1346	2347	1062	125	
	PN1C-42	42 <sup>Ø</sup>	CR	1	6145	5766	979	3443	3443	1420	2421	1090	147	
	PN1C-48	48 <sup>Ø</sup>	CR	1	6801	6393	1119	3500	3500	1367	2410	1119	168	
	PN1C-54	54 <sup>Ø</sup>	CR	1	7695	7231	1259	3634	3634	1336	2442	1147	189	
	PN1C-60	60 <sup>Ø</sup>	CR	1	8504	8012	1398	3767	3767	1304	2474	1177	210	
	PN1C-72	72 <sup>Ø</sup>	CR	2	12338	11391	1678	4340	4340	1325	2538	1234	343	
<b>Square</b> 	PN7C-XXXX							7CR-XX	PNSB-XX	PNSP-XX	PNPL-XX	PNWV-XX	PNHG-XX	CR-XXXX
	PN7C-3636	36 x 36	CR	1	5516	5164	665	3233	3233	1346	2347	1062	125	
	PN7C-4242	42 x 42	CR	1	6125	5746	776	3443	3443	1420	2421	1090	147	
	PN7C-4848	48 x 48	CR	1	6774	6365	887	3500	3500	1367	2410	1119	168	
	PN7C-5454	54 x 54	CR	1	7660	7196	997	3634	3634	1336	2442	1147	189	
	PN7C-6060	60 x 60	CR	1	8461	7968	1109	3767	3767	1304	2474	1177	210	
	PN7C-7272	72 x 72	CR	2	12164	11217	1330	4340	4340	1325	2538	1234	343	
<b>Rectangle</b> 	PN5C-XXXXX							5CR-XX	PNSB-XX	PNSP-XX	PNPL-XX	PNWV-XX	PNHG-XX	CR-XXXXX
	PN5C-7236	72 x 36	2	1	7013	6518	997	2756	2756	901	1902	617	229	
	PN5C-7242	72 x 42	2	1	7577	7055	1054	2966	2966	975	1976	644	242	
	PN5C-7248	72 x 48	2	1	8102	7552	1109	3023	3023	922	1965	674	253	
	PN5C-8442	84 x 42	2	1	8170	7620	1164	2966	2966	975	1976	644	267	
	PN5C-8448	84 x 48	2	1	8881	8275	1219	3023	3023	922	1965	674	267	
	PN5C-9642	96 x 42	2	1	9167	8505	1275	2966	2966	975	1976	644	305	
	PN5C-9648	96 x 48	2	1	9917	9198	1330	3023	3023	922	1965	674	305	
	PN5C-9654	96 x 54	2	1	10667	9891	1385	3157	3157	890	1997	702	311	
	PN5C-9660	96 x 60	2	1	11314	10508	1442	3290	3290	859	2029	731	318	
	PN5C-9672	96 x 72	2	2	13743	12655	1552	3863	3863	880	2092	789	458	
	PN5C-10842	108 x 42	2	1	10302	9611	1385	2966	2966	975	1976	644	343	
	PN5C-10848	108 x 48	2	1	11090	10342	1442	3023	3023	922	1965	674	343	
	PN5C-10854	108 x 54	2	1	11877	11072	1497	3157	3157	890	1997	702	348	
PN5C-10860	108 x 60	2	1	12704	11841	1552	3290	3290	859	2029	731	352		
PN5C-10872	108 x 72	2	2	14987	13870	1663	3863	3863	880	2092	789	484		

Add Access Door to Base for Wire Management: Colora \$403; High Gloss Paint \$520; Laminate \$445; Veneer \$520; S. Steel (Brushed or Polished) \$850



# Panel Base Corian

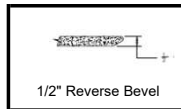


Shape & Item Code	Shape & Item Code	Length	Width	# of Bases	Top Sections	Qty. 1	Qty. 3	Add for 1" thick top	Add Base upgrade: Brushed S. Steel	Add Base upgrade: Polished S. Steel	Add Base upgrade: Laminate	Add Base upgrade: Veneer	Add Base upgrade: High Gloss Paint	Add crate net
<b>Rectangle cont'd.</b>	PN5C-XXXXX							5CR-XXXX	PNSB-XX	PNSP-XX	PNPL-XX	PNWV-XX	PNHG-XX	CR-XXXXX
	PN5C-12048	120 x 48		2	2	11945	11111	1552	3023	3023	922	1965	674	382
	PN5C-12054	120 x 54		2	2	12770	11879	1607	3157	3157	890	1997	702	402
	PN5C-12060	120 x 60		2	2	13634	12686	1663	3290	3290	859	2029	731	420
	PN5C-12072	120 x 72		2	2	15850	14676	1773	3863	3863	880	2092	789	504
	PN5C-13248	132 x 48		3	2	13989	13071	1663	4535	4535	1383	2948	1011	420
	PN5C-13254	132 x 54		3	2	14907	13932	1718	4735	4735	1336	2996	1053	441
	PN5C-13260	132 x 60		3	2	15722	14718	1773	4935	4935	1288	3043	1097	462
	PN5C-13272	132 x 72		3	3	19338	17881	1885	5794	5794	1320	3139	1183	554
	PN5C-14448	144 x 48		3	2	14845	13841	1773	4535	4535	1383	2948	1011	458
	PN5C-14454	144 x 54		3	2	15800	14739	1830	4735	4735	1336	2996	1053	481
	PN5C-14460	144 x 60		3	2	16793	15677	1885	4935	4935	1288	3043	1097	504
	PN5C-14472	144 x 72		3	3	21903	20048	1995	5794	5794	1320	3139	1183	604
	PN5C-16848	168 x 48		3	2	17103	15873	1995	4535	4535	1383	2948	1011	589
	PN5C-16854	168 x 54		3	2	18282	16946	2051	4735	4735	1336	2996	1053	589
	PN5C-16860	168 x 60		3	2	19501	18080	2106	4935	4935	1288	3043	1097	589
	PN5C-16872	168 x 72		3	3	24493	22411	2218	5794	5794	1320	3139	1183	704
	PN5C-18048	180 x 48		3	2	18138	16775	2106	4535	4535	1383	2948	1011	504
	PN5C-18054	180 x 54		3	2	19356	17908	2161	4735	4735	1336	2996	1053	568
	PN5C-18060	180 x 60		3	2	20613	19079	2218	4935	4935	1288	3043	1097	630
	PN5C-18072	180 x 72		3	3	25679	23484	2328	5794	5794	1320	3139	1183	755
	PN5C-19248	192 x 48		3	2	19136	17658	2218	4535	4535	1383	2948	1011	672
	PN5C-19254	192 x 54		3	2	20249	18714	2273	4735	4735	1336	2996	1053	672
	PN5C-19260	192 x 60		3	2	21543	19923	2328	4935	4935	1288	3043	1097	672
	PN5C-19272	192 x 72		3	4	26867	24558	2439	5794	5794	1320	3139	1183	836
	PN5C-21648	216 x 48		4	3	22916	21220	2439	6046	6046	1844	3930	1348	604
	PN5C-21654	216 x 54		4	3	24781	22944	2494	6313	6313	1781	3994	1403	680
	PN5C-21660	216 x 60		4	3	26205	24283	2549	6580	6580	1717	4058	1463	755
	PN5C-21672	216 x 72		4	4	31215	28752	2661	7725	7725	1760	4185	1577	905
	PN5C-24048	240 x 48		4	3	25188	23397	2661	5932	5932	1950	3952	1289	761
	PN5C-24054	240 x 54		4	3	26270	24337	2716	6313	6313	1781	3994	1403	811
	PN5C-24060	240 x 60		4	3	27840	25755	2772	6580	6580	1717	4058	1463	838
	PN5C-24072	240 x 72		4	4	33724	31035	2882	7725	7725	1760	4185	1577	1005



Add Access Door to Base for Wire Management:  
 Colora \$403;  
 High Gloss Paint \$520;  
 Laminate \$445;  
 Veneer \$520;  
 S. Steel (Brushed or Polished) \$850

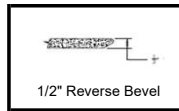
# Panel Base Corian



Shape(s)	Item Codes	Length	Width	# of Bases	Top Sections	Qty. 1	Qty. 3	Add for 1" thick top	Add Base upgrade: Brushed S. Steel	Add Base upgrade: Polished S. Steel	Add Base upgrade: Laminate	Add Base upgrade: Veneer	Add Base upgrade: High Gloss Paint	Add crate net
<b>Arced Boat</b>	PN6C-XXXXX							6CR-XXXX	PNSB-XX	PNSP-XX	PNPL-XX	PNVV-XX	PNHG-XX	CR-XXXXX
	PN6C-7242	72 x 42 / 30		2	1	7950	7372	1692	2966	2966	975	1976	644	242
	PN6C-7248	72 x 48 / 35		2	1	8475	7869	1781	3023	3023	922	1965	674	253
	PN6C-8442	84 x 42 / 30		2	1	8602	7996	1870	2966	2966	975	1976	644	267
	PN6C-8448	84 x 48 / 35		2	1	9314	8651	1959	3023	3023	922	1965	674	267
	PN6C-9642	96 x 42 / 30		2	1	9660	8941	2048	2966	2966	975	1976	644	305
	PN6C-9648	96 x 48 / 35		2	1	10409	9632	2137	3023	3023	922	1965	674	305
	PN6C-9654	96 x 54 / 38		2	1	11159	10326	2226	3157	3157	890	1997	702	311
	PN6C-9660	96 x 60 / 42		2	1	11806	10944	2315	3290	3290	859	2029	731	318
	PN6C-9672	96 x 72 / 48		2	2	14234	13089	2493	3863	3863	880	2092	789	458
	PN6C-10842	108 x 42 / 30		2	1	10795	10047	2226	2966	2966	975	1976	644	343
	PN6C-10848	108 x 48 / 35		2	1	11582	10776	2315	3023	3023	922	1965	674	343
	PN6C-10854	108 x 54 / 38		2	1	12652	11734	2404	3157	3157	890	1997	702	348
	PN6C-10860	108 x 60 / 42		2	1	13479	12504	2493	3290	3290	859	2029	731	352
	PN6C-10872	108 x 72 / 48		2	2	15762	14531	2671	3863	3863	880	2092	789	484
	PN6C-12048	120 x 48 / 35		2	2	12780	11832	2493	3023	3023	922	1965	674	382
	PN6C-12054	120 x 54 / 38		2	2	13604	12600	2582	3157	3157	890	1997	702	402
	PN6C-12060	120 x 60 / 42		2	2	14468	13407	2671	3290	3290	859	2029	731	420
	PN6C-12072	120 x 72 / 48		2	2	16686	15397	2849	3863	3863	880	2092	789	504
	PN6C-13248	132 x 48 / 35		3	2	14824	13792	2671	4535	4535	1383	2948	1011	420
	PN6C-13254	132 x 54 / 38		3	2	15741	14653	2760	4735	4735	1336	2996	1053	441
	PN6C-13260	132 x 60 / 42		3	2	16556	15439	2849	4935	4935	1288	3043	1097	462
	PN6C-13272	132 x 72 / 48		3	3	20172	21085	3027	5794	5794	1320	3139	1183	554
	PN6C-14448	144 x 48 / 35		3	2	15738	14621	2849	4535	4535	1383	2948	1011	458
	PN6C-14454	144 x 54 / 38		3	2	16692	15519	2938	4735	4735	1336	2996	1053	481
	PN6C-14460	144 x 60 / 42		3	2	17688	16457	3027	4935	4935	1288	3043	1097	504
	PN6C-14472	144 x 72 / 48		3	3	22797	20830	3205	5794	5794	1320	3139	1183	604
	PN6C-16848	168 x 48 / 35		3	2	18055	16711	3205	4535	4535	1383	2948	1011	589
	PN6C-16854	168 x 54 / 38		3	2	19235	17786	3294	4735	4735	1336	2996	1053	589
	PN6C-16860	168 x 60 / 42		3	2	20454	18920	3384	4935	4935	1288	3043	1097	589
	PN6C-16872	168 x 72 / 48		3	3	25446	23250	3562	5794	5794	1320	3139	1183	704
	PN6C-18048	180 x 48 / 35		3	2	19233	17775	3384	4535	4535	1383	2948	1011	504
	PN6C-18054	180 x 54 / 38		3	2	20451	18860	3473	4735	4735	1336	2996	1053	568
	PN6C-18060	180 x 60 / 42		3	2	21708	20031	3562	4935	4935	1288	3043	1097	630
	PN6C-18072	180 x 72 / 48		3	3	26774	24437	3740	5794	5794	1320	3139	1183	755
	PN6C-19248	192 x 48 / 35		3	2	20904	19256	3562	4535	4535	1383	2948	1011	672
	PN6C-19254	192 x 54 / 38		3	2	22017	20312	3651	4735	4735	1336	2996	1053	672
	PN6C-19260	192 x 60 / 42		3	2	23311	21522	3740	4935	4935	1288	3043	1097	672
	PN6C-19272	192 x 72 / 48		3	4	28634	26155	3918	5794	5794	1320	3139	1183	836
	PN6C-21648	216 x 48 / 35		4	3	24329	22463	3918	6046	6046	1844	3930	1348	604
	PN6C-21654	216 x 54 / 38		4	3	26195	24187	4007	6313	6313	1781	3994	1403	680
	PN6C-21660	216 x 60 / 42		4	3	27619	25527	4096	6580	6580	1717	4058	1463	755
	PN6C-21672	216 x 72 / 48		4	4	32629	29996	4274	7725	7725	1760	4185	1577	905
	PN6C-24048	240 x 48 / 35		4	3	27311	25349	4274	5932	5932	1950	3952	1289	761
	PN6C-24054	240 x 54 / 38		4	3	28393	26290	4363	6313	6313	1781	3994	1403	811
	PN6C-24060	240 x 60 / 42		4	3	29963	27708	4452	6580	6580	1717	4058	1463	838
	PN6C-24072	240 x 72 / 48		4	4	36130	33214	4630	7725	7725	1760	4185	1577	1005

Add Access Door to Base for Wire Management:  
 Colora \$403;  
 High Gloss Paint \$520;  
 Laminate \$445;  
 Veneer \$520;  
 S. Steel (Brushed or Polished) \$850

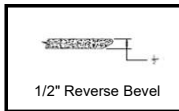
# Panel Base Corian



Shape(s)	Item Codes	Length	Width	# of Bases	Top Sections	Qty. 1	Qty. 3	Add for 1" thick top	Add Base upgrade: Brushed S. Steel	Add Base upgrade: Polished S. Steel	Add Base upgrade: Laminate	Add Base upgrade: Veneer	Add Base upgrade: High Gloss Paint	Add crate net
<b>Arced Wedge</b>	PN9C-XXXXX							9CR-XXXX	PNSB-XX	PNSP-XX	PNPL-XX	PNWV-XX	PNHG-XX	CR-XXXXX
	PN9C-7242	72 x 42 / 30		2	1	7950	7372	1692	2966	2966	975	1976	644	242
	PN9C-7248	72 x 48 / 35		2	1	8475	7869	1781	3023	3023	922	1965	674	253
	PN9C-8442	84 x 42 / 30		2	1	8602	7996	1870	2966	2966	975	1976	644	267
	PN9C-8448	84 x 48 / 35		2	1	9314	8651	1959	3023	3023	922	1965	674	267
	PN9C-9642	96 x 42 / 30		2	1	9660	8941	2048	2966	2966	975	1976	644	305
	PN9C-9648	96 x 48 / 35		2	1	10409	9632	2137	3023	3023	922	1965	674	305
	PN9C-9654	96 x 54 / 38		2	1	11159	10326	2226	3157	3157	890	1997	702	311
	PN9C-9660	96 x 60 / 42		2	1	11806	10944	2315	3290	3290	859	2029	731	318
	PN9C-9672	96 x 72 / 48		2	2	14234	13089	2493	3863	3863	880	2092	789	458
	PN9C-10842	108 x 42 / 30		2	1	10795	10047	2226	2966	2966	975	1976	644	343
	PN9C-10848	108 x 48 / 35		2	1	11582	10776	2315	3023	3023	922	1965	674	343
	PN9C-10854	108 x 54 / 38		2	1	12652	11734	2404	3157	3157	890	1997	702	348
	PN9C-10860	108 x 60 / 42		2	1	13479	12504	2493	3290	3290	859	2029	731	352
	PN9C-10872	108 x 72 / 48		2	2	15762	14531	2671	3863	3863	880	2092	789	484
	PN9C-12048	120 x 48 / 35		2	2	12780	11832	2493	3023	3023	922	1965	674	382
	PN9C-12054	120 x 54 / 38		2	2	13604	12600	2582	3157	3157	890	1997	702	402
	PN9C-12060	120 x 60 / 42		2	2	14468	13407	2671	3290	3290	859	2029	731	420
	PN9C-12072	120 x 72 / 48		2	2	16686	15397	2849	3863	3863	880	2092	789	504
	PN9C-13248	132 x 48 / 35		3	2	14824	13792	2671	4535	4535	1383	2948	1011	420
	PN9C-13254	132 x 54 / 38		3	2	15741	14653	2760	4735	4735	1336	2996	1053	441
	PN9C-13260	132 x 60 / 42		3	2	16556	15439	2849	4935	4935	1288	3043	1097	462
	PN9C-13272	132 x 72 / 48		3	3	20172	21085	3027	5794	5794	1320	3139	1183	554
	PN9C-14448	144 x 48 / 35		3	2	15738	14621	2849	4535	4535	1383	2948	1011	458
	PN9C-14454	144 x 54 / 38		3	2	16692	15519	2938	4735	4735	1336	2996	1053	481
	PN9C-14460	144 x 60 / 42		3	2	17688	16457	3027	4935	4935	1288	3043	1097	504
	PN9C-14472	144 x 72 / 48		3	3	22797	20830	3205	5794	5794	1320	3139	1183	604
	PN9C-16848	168 x 48 / 35		3	2	18055	16711	3205	4535	4535	1383	2948	1011	589
	PN9C-16854	168 x 54 / 38		3	2	19235	17786	3294	4735	4735	1336	2996	1053	589
	PN9C-16860	168 x 60 / 42		3	2	20454	18920	3384	4935	4935	1288	3043	1097	589
	PN9C-16872	168 x 72 / 48		3	3	25446	23250	3562	5794	5794	1320	3139	1183	704
	PN9C-18048	180 x 48 / 35		3	2	19233	17775	3384	4535	4535	1383	2948	1011	504
	PN9C-18054	180 x 54 / 38		3	2	20451	18860	3473	4735	4735	1336	2996	1053	568
	PN9C-18060	180 x 60 / 42		3	2	21708	20031	3562	4935	4935	1288	3043	1097	630
	PN9C-18072	180 x 72 / 48		3	3	26774	24437	3740	5794	5794	1320	3139	1183	755
	PN9C-19248	192 x 48 / 35		3	2	20904	19256	3562	4535	4535	1383	2948	1011	672
	PN9C-19254	192 x 54 / 38		3	2	22017	20312	3651	4735	4735	1336	2996	1053	672
	PN9C-19260	192 x 60 / 42		3	2	23311	21522	3740	4935	4935	1288	3043	1097	672
	PN9C-19272	192 x 72 / 48		3	4	28634	26155	3918	5794	5794	1320	3139	1183	836
	PN9C-21648	216 x 48 / 35		4	3	24329	22463	3918	6046	6046	1844	3930	1348	604
	PN9C-21654	216 x 54 / 38		4	3	26195	24187	4007	6313	6313	1781	3994	1403	680
	PN9C-21660	216 x 60 / 42		4	3	27619	25527	4096	6580	6580	1717	4058	1463	755
	PN9C-21672	216 x 72 / 48		4	4	32629	29996	4274	7725	7725	1760	4185	1577	905
	PN9C-24048	240 x 48 / 35		4	3	27311	25349	4274	5932	5932	1950	3952	1289	761
	PN9C-24054	240 x 54 / 38		4	3	28393	26290	4363	6313	6313	1781	3994	1403	811
	PN9C-24060	240 x 60 / 42		4	3	29963	27708	4452	6580	6580	1717	4058	1463	838
	PN9C-24072	240 x 72 / 48		4	4	36130	33214	4630	7725	7725	1760	4185	1577	1005

Add Access Door to Base for Wire Management:  
 Colora \$403;  
 High Gloss Paint \$520;  
 Laminate \$445;  
 Veneer \$520;  
 S. Steel (Brushed or Polished) \$850

# Panel Base Corian

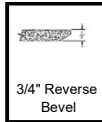


Shape(s)	Item Codes	Length	Width	# of Bases	Top Sections	Qty. 1	Qty. 3	Add for 1" thick top	Add Base upgrade: Brushed S. Steel	Add Base upgrade: Polished S. Steel	Add Base upgrade: Laminate	Add Base upgrade: Veneer	Add Base upgrade: High Gloss Paint	Add crate net
<b>Oval</b>	PN10C-XXXXX							10CR-XXXX	PNSB-XX	PNSP-XX	PNPL-XX	PNWV-XX	PNHG-XX	CR-XXXXX
	PN10C-7242	72 x 42	42	2	1	7950	7372	1692	2966	2966	975	1976	644	242
	PN10C-7248	72 x 48	48	2	1	8475	7869	1781	3023	3023	922	1965	674	253
	PN10C-8442	84 x 42	42	2	1	8602	7996	1870	2966	2966	975	1976	644	267
	PN10C-8448	84 x 48	48	2	1	9314	8651	1959	3023	3023	922	1965	674	267
	PN10C-9642	96 x 42	42	2	1	9660	8941	2048	2966	2966	975	1976	644	305
	PN10C-9648	96 x 48	48	2	1	10409	9632	2137	3023	3023	922	1965	674	305
	PN10C-9654	96 x 54	54	2	1	11159	10326	2226	3157	3157	890	1997	702	311
	PN10C-9660	96 x 60	60	2	1	11806	10944	2315	3290	3290	859	2029	731	318
	PN10C-9672	96 x 72	72	2	2	14234	13089	2493	3863	3863	880	2092	789	458
	PN10C-10842	108 x 42	42	2	1	10795	10047	2226	2966	2966	975	1976	644	343
	PN10C-10848	108 x 48	48	2	1	11582	10776	2315	3023	3023	922	1965	674	343
	PN10C-10854	108 x 54	54	2	1	12652	11734	2404	3157	3157	890	1997	702	348
	PN10C-10860	108 x 60	60	2	1	13479	12504	2493	3290	3290	859	2029	731	352
	PN10C-10872	108 x 72	72	2	2	15762	14531	2671	3863	3863	880	2092	789	484
	PN10C-12048	120 x 48	48	2	2	12780	11832	2493	3023	3023	922	1965	674	382
	PN10C-12054	120 x 54	54	2	2	13604	12600	2582	3157	3157	890	1997	702	402
	PN10C-12060	120 x 60	60	2	2	14468	13407	2671	3290	3290	859	2029	731	420
	PN10C-12072	120 x 72	72	2	2	16686	15397	2849	3863	3863	880	2092	789	504
	PN10C-13248	132 x 48	48	3	2	14824	13792	2671	4535	4535	1383	2948	1011	420
	PN10C-13254	132 x 54	54	3	2	15741	14653	2760	4735	4735	1336	2996	1053	441
	PN10C-13260	132 x 60	60	3	2	16556	15439	2849	4935	4935	1288	3043	1097	462
	PN10C-13272	132 x 72	72	3	3	20172	21085	3027	5794	5794	1320	3139	1183	554
	PN10C-14448	144 x 48	48	3	2	15738	14621	2849	4535	4535	1383	2948	1011	458
	PN10C-14454	144 x 54	54	3	2	16692	15519	2938	4735	4735	1336	2996	1053	481
	PN10C-14460	144 x 60	60	3	2	17688	16457	3027	4935	4935	1288	3043	1097	504
	PN10C-14472	144 x 72	72	3	3	22797	20830	3205	5794	5794	1320	3139	1183	604
	PN10C-16848	168 x 48	48	3	2	18055	16711	3205	4535	4535	1383	2948	1011	589
	PN10C-16854	168 x 54	54	3	2	19235	17786	3294	4735	4735	1336	2996	1053	589
	PN10C-16860	168 x 60	60	3	2	20454	18920	3384	4935	4935	1288	3043	1097	589
	PN10C-16872	168 x 72	72	3	3	25446	23250	3562	5794	5794	1320	3139	1183	704
	PN10C-18048	180 x 48	48	3	2	19233	17775	3384	4535	4535	1383	2948	1011	504
	PN10C-18054	180 x 54	54	3	2	20451	18860	3473	4735	4735	1336	2996	1053	568
	PN10C-18060	180 x 60	60	3	2	21708	20031	3562	4935	4935	1288	3043	1097	630
	PN10C-18072	180 x 72	72	3	3	26774	24437	3740	5794	5794	1320	3139	1183	755
	PN10C-19248	192 x 48	48	3	2	20904	19256	3562	4535	4535	1383	2948	1011	672
	PN10C-19254	192 x 54	54	3	2	22017	20312	3651	4735	4735	1336	2996	1053	672
	PN10C-19260	192 x 60	60	3	2	23311	21522	3740	4935	4935	1288	3043	1097	672
	PN10C-19272	192 x 72	72	3	4	28634	26155	3918	5794	5794	1320	3139	1183	836
	PN10C-21648	216 x 48	48	4	3	24329	22463	3918	6046	6046	1844	3930	1348	604
	PN10C-21654	216 x 54	54	4	3	26195	24187	4007	6313	6313	1781	3994	1403	680
	PN10C-21660	216 x 60	60	4	3	27619	25527	4096	6580	6580	1717	4058	1463	755
	PN10C-21672	216 x 72	72	4	4	32629	29996	4274	7725	7725	1760	4185	1577	905
	PN10C-24048	240 x 48	48	4	3	27311	25349	4274	5932	5932	1950	3952	1289	761
	PN10C-24054	240 x 54	54	4	3	28393	26290	4363	6313	6313	1781	3994	1403	811
	PN10C-24060	240 x 60	60	4	3	29963	27708	4452	6580	6580	1717	4058	1463	838
	PN10C-24072	240 x 72	72	4	4	36130	33214	4630	7725	7725	1760	4185	1577	1005



Add Access Door to Base for Wire Management:  
 Colora \$403;  
 High Gloss Paint \$520;  
 Laminate \$445;  
 Veneer \$520;  
 S. Steel (Brushed or Polished) \$850

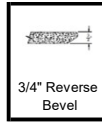
# Panel Base Standard Stone



Shape	Item Code	Length	Width	# of Bases	Top Sections	Qty. 1	Add for 1-1/2" RB edge Qty. 1	Add Base upgrade: Brushed S. Steel	Add Base upgrade: Polished S. Steel	Add Base upgrade: Laminate	Add Base upgrade: Veneer	Add Base upgrade: High Gloss Paint	Add crate net
<p><b>Round</b></p>	PN1S-XX						1SR-XX	PNSB-XX	PNSP-XX	PNPL-XX	PNWV-XX	PNHG-XX	CR-XX
	PN1S-36	36 °		CR	1	7928	1322	3233	3233	1346	2347	1062	125
	PN1S-42	42 °		CR	1	9461	1542	3443	3443	1420	2421	1090	147
	PN1S-48	48 °		CR	1	11137	1762	3500	3500	1367	2410	1119	168
	PN1S-54	54 °		CR	1	13019	1983	3634	3634	1336	2442	1147	189
	PN1S-60	60 °		CR	1	15030	2203	3767	3767	1304	2474	1177	210
	PN1S-72	72 °		CR	2	22706	2643	4340	4340	1325	2538	1234	343
<p><b>Square</b></p>	PN7S-XXXX						7SR-XXXX	PNSB-XX	PNSP-XX	PNPL-XX	PNWV-XX	PNHG-XX	CR-XXXX
	PN7S-3636	36 x 36		CR	1	7983	754	3233	3233	1346	2347	1062	125
	PN7S-4242	42 x 42		CR	1	9529	902	3443	3443	1420	2421	1090	147
	PN7S-4848	48 x 48		CR	1	11224	1056	3500	3500	1367	2410	1119	168
	PN7S-5454	54 x 54		CR	1	13124	1217	3634	3634	1336	2442	1147	189
	PN7S-6060	60 x 60		CR	1	15151	1383	3767	3767	1304	2474	1177	210
	PN7S-7272	72 x 72		CR	2	22607	1736	4340	4340	1325	2538	1234	343
<p><b>Rectangle</b></p>	PN5S-XXXXX						5SR-XXXXX	PNSB-XX	PNSP-XX	PNPL-XX	PNWV-XX	PNHG-XX	CR-XXXXX
	PN5S-7236	72 x 36		2	1	12742	1188	2756	2756	901	1902	617	229
	PN5S-7242	72 x 42		2	1	14295	1280	2966	2966	975	1976	644	242
	PN5S-7248	72 x 48		2	1	15460	1371	3023	3023	922	1965	674	253
	PN5S-8442	84 x 42		2	1	15760	1431	2966	2966	975	1976	644	267
	PN5S-8448	84 x 48		2	1	17521	1528	3023	3023	922	1965	674	267
	PN5S-9642	96 x 42		2	1	17646	1582	2966	2966	975	1976	644	305
	PN5S-9648	96 x 48		2	1	19114	1685	3023	3023	922	1965	674	305
	PN5S-9654	96 x 54		2	1	20584	1789	3157	3157	890	1997	702	311
	PN5S-9660	96 x 60		2	1	22053	1893	3290	3290	859	2029	731	318
	PN5S-9672	96 x 72		2	2	28775	2101	3863	3863	880	2092	789	458
	PN5S-10842	108 x 42		2	1	19495	1733	2966	2966	975	1976	644	343
	PN5S-10848	108 x 48		2	1	21113	1843	3023	3023	922	1965	674	343
	PN5S-10854	108 x 54		2	1	22729	1953	3157	3157	890	1997	702	348
	PN5S-10860	108 x 60		2	1	24346	2063	3290	3290	859	2029	731	352
PN5S-10872	108 x 72		2	2	31285	2283	3863	3863	880	2092	789	484	

Add Access Door to Base for Wire Management: Colora \$403; High Gloss Paint \$520; Laminate \$445; Veneer \$520; S. Steel (Brushed or Polished) \$850

# Panel Base Standard Stone

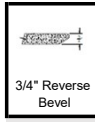


Shape	Item Code	Length	Width	# of Bases	Top Sections	Qty. 1	Add for 1-1/2" RB edge Qty. 1	Add Base upgrade: Brushed S. Steel	Add Base upgrade: Polished S. Steel	Add Base upgrade: Laminate	Add Base upgrade: Veneer	Add Base upgrade: High Gloss Paint	Add crate net
<b>Rectangle cont'd.</b>	PN5S-XXXXX						5SR-XX	PNSB-XX	PNSP-XX	PNPL-XX	PNWV-XX	PNHG-XX	CR-XXXXX
	PN5S-12048	120 x 48		2	2	24598	1998	3023	3023	922	1965	674	382
	PN5S-12054	120 x 54		2	2	26363	2115	3157	3157	890	1997	702	402
	PN5S-12060	120 x 60		2	2	28128	2210	3290	3290	859	2029	731	420
	PN5S-12072	120 x 72		2	2	31577	2467	3863	3863	880	2092	789	504
	PN5S-13248	132 x 48		3	2	27382	2154	4535	4535	1383	2948	1011	420
	PN5S-13254	132 x 54		3	2	29350	2276	4735	4735	1336	2996	1053	441
	PN5S-13260	132 x 60		3	2	31317	2401	4935	4935	1288	3043	1097	462
	PN5S-13272	132 x 72		3	3	37145	2647	5794	5794	1320	3139	1183	554
	PN5S-14448	144 x 48		3	2	28975	2311	4535	4535	1383	2948	1011	458
	PN5S-14454	144 x 54		3	2	31091	2441	4735	4735	1336	2996	1053	481
	PN5S-14460	144 x 60		3	2	33207	2571	4935	4935	1288	3043	1097	504
	PN5S-14472	144 x 72		3	3	39328	2831	5794	5794	1320	3139	1183	604
	PN5S-16848	168 x 48		3	2	32426	2626	4535	4535	1383	2948	1011	589
	PN5S-16854	168 x 54		3	2	34845	2768	4735	4735	1336	2996	1053	589
	PN5S-16860	168 x 60		3	2	37264	2910	4935	4935	1288	3043	1097	589
	PN5S-16872	168 x 72		3	3	43992	3195	5794	5794	1320	3139	1183	704
	PN5S-18048	180 x 48		3	2	34018	2784	4535	4535	1383	2948	1011	504
	PN5S-18054	180 x 54		3	2	36583	2933	4735	4735	1336	2996	1053	568
	PN5S-18060	180 x 60		3	3	39152	3081	4935	4935	1288	3043	1097	630
	PN5S-18072	180 x 72		3	3	46178	3378	5794	5794	1320	3139	1183	755
	PN5S-19248	192 x 48		3	2	35613	2940	4535	4535	1383	2948	1011	672
	PN5S-19254	192 x 54		3	2	38329	3094	4735	4735	1336	2996	1053	672
	PN5S-19260	192 x 60		3	3	41042	3250	4935	4935	1288	3043	1097	672
	PN5S-19272	192 x 72		3	4	48363	3560	5794	5794	1320	3139	1183	836
	PN5S-21648	216 x 48		4	3	42340	3258	6046	6046	1844	3930	1348	604
	PN5S-21654	216 x 54		4	3	45406	3425	6313	6313	1781	3994	1403	680
	PN5S-21660	216 x 60		4	3	48474	3590	6580	6580	1717	4058	1463	755
	PN5S-21672	216 x 72		4	4	56497	3925	7725	7725	1760	4185	1577	905
	PN5S-24048	240 x 48		4	3	45553	3572	5932	5932	1950	3952	1289	761
	PN5S-24054	240 x 54		4	3	48924	3751	6313	6313	1781	3994	1403	811
	PN5S-24060	240 x 60		4	3	52294	3931	6580	6580	1717	4058	1463	838
	PN5S-24072	240 x 72		4	4	62816	4289	7725	7725	1760	4185	1577	1005



Add Access Door to Base for Wire Management:  
 Colora \$403;  
 High Gloss Paint \$520;  
 Laminate \$445;  
 Veneer \$520;  
 S. Steel (Brushed or Polished) \$850

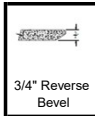
# Panel Base Standard Stone



Shape	Item Code	Length	Width	# of Bases	Top Sections	Qty. 1	Add for 1-1/2" RB edge Qty. 4	Add Base upgrade: Brushed S. Steel	Add Base upgrade: Polished S. Steel	Add Base upgrade: Laminate	Add Base upgrade: Veneer	Add Base upgrade: High Gloss Paint	Add crate net
Arced Boat	PN6S-XXXXX						6SR-XXXXX	PNSB-XX	PNSP-XX	PNPL-XX	PNWV-XX	PNHG-XX	CR-XXXXX
	PN6S-7242	72 x 42 / 30	2	1	15398	2802	2966	2966	975	1976	644	242	
	PN6S-7248	72 x 48 / 35	2	1	16662	2974	3023	3023	922	1965	674	253	
	PN6S-8442	84 x 42 / 30	2	1	17059	3113	2966	2966	975	1976	644	267	
	PN6S-8448	84 x 48 / 35	2	1	18932	3291	3023	3023	922	1965	674	267	
	PN6S-9642	96 x 42 / 30	2	1	19141	3425	2966	2966	975	1976	644	305	
	PN6S-9648	96 x 48 / 35	2	1	20734	3609	3023	3023	922	1965	674	305	
	PN6S-9654	96 x 54 / 38	2	1	22325	3793	3157	3157	890	1997	702	311	
	PN6S-9660	96 x 60 / 42	2	1	23918	3977	3290	3290	859	2029	731	318	
	PN6S-9672	96 x 72 / 48	2	2	28994	4344	3863	3863	880	2092	789	458	
	PN6S-10842	108 x 42 / 30	2	1	21128	3736	2966	2966	975	1976	644	343	
	PN6S-10848	108 x 48 / 35	2	1	22880	3926	3023	3023	922	1965	674	343	
	PN6S-10854	108 x 54 / 38	2	1	24633	4116	3157	3157	890	1997	702	348	
	PN6S-10860	108 x 60 / 42	2	1	26383	4307	3290	3290	859	2029	731	352	
	PN6S-10872	108 x 72 / 48	2	2	31700	4688	3863	3863	880	2092	789	484	
	PN6S-12048	120 x 48 / 35	2	2	26576	4241	3023	3023	922	1965	674	382	
	PN6S-12054	120 x 54 / 38	2	2	28488	4438	3157	3157	890	1997	702	402	
	PN6S-12060	120 x 60 / 42	2	2	30398	4636	3290	3290	859	2029	731	420	
	PN6S-12072	120 x 72 / 48	2	2	34143	5030	3863	3863	880	2092	789	504	
	PN6S-13248	132 x 48 / 35	3	2	29509	4558	4535	4535	1383	2948	1011	420	
	PN6S-13254	132 x 54 / 38	3	2	31636	4761	4735	4735	1336	2996	1053	441	
	PN6S-13260	132 x 60 / 42	3	2	33762	4965	4935	4935	1288	3043	1097	462	
	PN6S-13272	132 x 72 / 48	3	3	39906	5373	5794	5794	1320	3139	1183	554	
	PN6S-14448	144 x 48 / 35	3	2	31310	4876	4535	4535	1383	2948	1011	458	
	PN6S-14454	144 x 54 / 38	3	2	33598	5085	4735	4735	1336	2996	1053	481	
	PN6S-14460	144 x 60 / 42	3	2	35883	5295	4935	4935	1288	3043	1097	504	
	PN6S-14472	144 x 72 / 48	3	3	42348	5715	5794	5794	1320	3139	1183	604	
	PN6S-16848	168 x 48 / 35	3	2	35117	5514	4535	4535	1383	2948	1011	589	
	PN6S-16854	168 x 54 / 38	3	2	37734	5732	4735	4735	1336	2996	1053	589	
	PN6S-16860	168 x 60 / 42	3	2	40348	5954	4935	4935	1288	3043	1097	589	
	PN6S-16872	168 x 72 / 48	3	3	47466	6401	5794	5794	1320	3139	1183	704	
	PN6S-18048	180 x 48 / 35	3	2	36859	5831	4535	4535	1383	2948	1011	504	
	PN6S-18054	180 x 54 / 38	3	2	39634	6059	4735	4735	1336	2996	1053	568	
	PN6S-18060	180 x 60 / 42	3	3	42410	6286	4935	4935	1288	3043	1097	630	
	PN6S-18072	180 x 72 / 48	3	3	49848	6744	5794	5794	1320	3139	1183	755	
PN6S-19248	192 x 48 / 35	3	2	39135	6149	4535	4535	1383	2948	1011	672		
PN6S-19254	192 x 54 / 38	3	2	42071	6380	4735	4735	1336	2996	1053	672		
PN6S-19260	192 x 60 / 42	3	3	45005	6615	4935	4935	1288	3043	1097	672		
PN6S-19272	192 x 72 / 48	3	4	52764	7086	5794	5794	1320	3139	1183	836		
PN6S-21648	216 x 48 / 35	4	3	45809	6784	6046	6046	1844	3930	1348	604		
PN6S-21654	216 x 54 / 38	4	3	49118	7030	6313	6313	1781	3994	1403	680		
PN6S-21660	216 x 60 / 42	4	3	52428	7278	6580	6580	1717	4058	1463	755		
PN6S-21672	216 x 72 / 48	4	4	60938	7772	7725	7725	1760	4185	1577	905		
PN6S-24048	240 x 48 / 35	4	3	50031	7419	5932	5932	1950	3952	1289	761		
PN6S-24054	240 x 54 / 38	4	3	53667	7678	6313	6313	1781	3994	1403	811		
PN6S-24060	240 x 60 / 42	4	3	57306	7938	6580	6580	1717	4058	1463	838		
PN6S-24072	240 x 72 / 48	4	4	68361	8457	7725	7725	1760	4185	1577	1005		

Add Access Door to Base for Wire Management:  
 Colora \$403;  
 High Gloss Paint \$520;  
 Laminate \$445;  
 Veneer \$520;  
 S. Steel (Brushed or Polished) \$850

# Panel Base Standard Stone

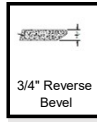


Shape	Item Code	Length	Width	# of Bases	Top Sections	Qty. 1	Add for 1-1/2" RB edge Qty. 1	Add Base upgrade: Brushed S. Steel	Add Base upgrade: Polished S. Steel	Add Base upgrade: Laminate	Add Base upgrade: Veneer	Add Base upgrade: High Gloss Paint	Add crate net
<b>Wedge</b>	PN9S-XXXXX						9SR-XXXXX	PNSB-XX	PNSP-XX	PNPL-XX	PNWV-XX	PNHG-XX	CR-XXXXX
	PN9S-7242	72 x 42 / 30		2	1	15398	2802	2966	2966	975	1976	644	242
	PN9S-7248	72 x 48 / 35		2	1	16662	2974	3023	3023	922	1965	674	253
	PN9S-8442	84 x 42 / 30		2	1	17059	3113	2966	2966	975	1976	644	267
	PN9S-8448	84 x 48 / 35		2	1	18932	3291	3023	3023	922	1965	674	267
	PN9S-9642	96 x 42 / 30		2	1	19141	3425	2966	2966	975	1976	644	305
	PN9S-9648	96 x 48 / 35		2	1	20734	3609	3023	3023	922	1965	674	305
	PN9S-9654	96 x 54 / 38		2	1	22325	3793	3157	3157	890	1997	702	311
	PN9S-9660	96 x 60 / 42		2	1	23918	3977	3290	3290	859	2029	731	318
	PN9S-9672	96 x 72 / 48		2	2	28994	4344	3863	3863	880	2092	789	458
	PN9S-10842	108 x 42 / 30		2	1	21128	3736	2966	2966	975	1976	644	343
	PN9S-10848	108 x 48 / 35		2	1	22880	3926	3023	3023	922	1965	674	343
	PN9S-10854	108 x 54 / 38		2	1	24633	4116	3157	3157	890	1997	702	348
	PN9S-10860	108 x 60 / 42		2	1	26383	4307	3290	3290	859	2029	731	352
	PN9S-10872	108 x 72 / 48		2	2	31700	4688	3863	3863	880	2092	789	484
	PN9S-12048	120 x 48 / 35		2	2	26576	4241	3023	3023	922	1965	674	382
	PN9S-12054	120 x 54 / 38		2	2	28488	4438	3157	3157	890	1997	702	402
	PN9S-12060	120 x 60 / 42		2	2	30398	4636	3290	3290	859	2029	731	420
	PN9S-12072	120 x 72 / 48		2	2	34143	5030	3863	3863	880	2092	789	504
	PN9S-13248	132 x 48 / 35		3	2	29509	4558	4535	4535	1383	2948	1011	420
	PN9S-13254	132 x 54 / 38		3	2	31636	4761	4735	4735	1336	2996	1053	441
	PN9S-13260	132 x 60 / 42		3	2	33762	4965	4935	4935	1288	3043	1097	462
	PN9S-13272	132 x 72 / 48		3	3	39906	5373	5794	5794	1320	3139	1183	554
	PN9S-14448	144 x 48 / 35		3	2	31310	4876	4535	4535	1383	2948	1011	458
	PN9S-14454	144 x 54 / 38		3	2	33598	5085	4735	4735	1336	2996	1053	481
	PN9S-14460	144 x 60 / 42		3	2	35883	5295	4935	4935	1288	3043	1097	504
	PN9S-14472	144 x 72 / 48		3	3	42348	5715	5794	5794	1320	3139	1183	604
	PN9S-16848	168 x 48 / 35		3	2	35117	5514	4535	4535	1383	2948	1011	589
	PN9S-16854	168 x 54 / 38		3	2	37734	5732	4735	4735	1336	2996	1053	589
	PN9S-16860	168 x 60 / 42		3	2	40348	5954	4935	4935	1288	3043	1097	589
	PN9S-16872	168 x 72 / 48		3	3	47466	6401	5794	5794	1320	3139	1183	704
	PN9S-18048	180 x 48 / 35		3	2	36859	5831	4535	4535	1383	2948	1011	504
	PN9S-18054	180 x 54 / 38		3	2	39634	6059	4735	4735	1336	2996	1053	568
	PN9S-18060	180 x 60 / 42		3	3	42410	6286	4935	4935	1288	3043	1097	630
	PN9S-18072	180 x 72 / 48		3	3	49848	6744	5794	5794	1320	3139	1183	755
	PN9S-19248	192 x 48 / 35		3	2	39135	6149	4535	4535	1383	2948	1011	672
	PN9S-19254	192 x 54 / 38		3	2	42071	6380	4735	4735	1336	2996	1053	672
	PN9S-19260	192 x 60 / 42		3	3	45005	6615	4935	4935	1288	3043	1097	672
	PN9S-19272	192 x 72 / 48		3	4	52764	7086	5794	5794	1320	3139	1183	836
	PN9S-21648	216 x 48 / 35		4	3	45809	6784	6046	6046	1844	3930	1348	604
	PN9S-21654	216 x 54 / 38		4	3	49118	7030	6313	6313	1781	3994	1403	680
	PN9S-21660	216 x 60 / 42		4	3	52428	7278	6580	6580	1717	4058	1463	755
	PN9S-21672	216 x 72 / 48		4	4	60938	7772	7725	7725	1760	4185	1577	905
	PN9S-24048	240 x 48 / 35		4	3	50031	7419	5932	5932	1950	3952	1289	761
	PN9S-24054	240 x 54 / 38		4	3	53667	7678	6313	6313	1781	3994	1403	811
	PN9S-24060	240 x 60 / 42		4	3	57306	7938	6580	6580	1717	4058	1463	838
	PN9S-24072	240 x 72 / 48		4	4	68361	8457	7725	7725	1760	4185	1577	1005

Add Access Door to Base for Wire Management:  
 Colora \$403;  
 High Gloss Paint \$520;  
 Laminate \$445;  
 Veneer \$520;  
 S. Steel (Brushed or Polished) \$850



# Panel Base Standard Stone



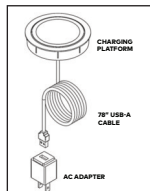
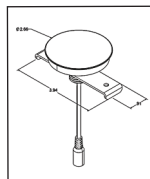
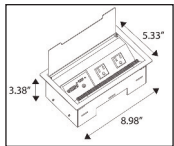
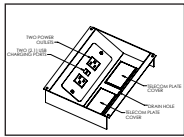
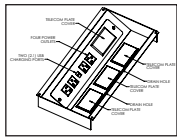
Shape	Item Code	Length	Width	# of Bases	Top Sections	Qty. 1	Add for 1-1/2" RB edge Qty. 1	Add Base upgrade: Brushed S. Steel	Add Base upgrade: Polished S. Steel	Add Base upgrade: Laminate	Add Base upgrade: Veneer	Add Base upgrade: High Gloss Paint	Add crate net
Oval	PN10S-XXXXX						10RS-XXXXX	PNSB-XX	PNSP-XX	PNPL-XX	PNWV-XX	PNHG-XX	CR-XXXXX
	PN10S-7242	72 x 42	2	1	15398	2802	2966	2966	975	1976	644	242	
	PN10S-7248	72 x 48	2	1	16662	2974	3023	3023	922	1965	674	253	
	PN10S-8442	84 x 42	2	1	17059	3113	2966	2966	975	1976	644	267	
	PN10S-8448	84 x 48	2	1	18932	3291	3023	3023	922	1965	674	267	
	PN10S-9642	96 x 42	2	1	19141	3425	2966	2966	975	1976	644	305	
	PN10S-9648	96 x 48	2	1	20734	3609	3023	3023	922	1965	674	305	
	PN10S-9654	96 x 54	2	1	22325	3793	3157	3157	890	1997	702	311	
	PN10S-9660	96 x 60	2	1	23918	3977	3290	3290	859	2029	731	318	
	PN10S-9672	96 x 72	2	2	28994	4344	3863	3863	880	2092	789	458	
	PN10S-10842	108 x 42	2	1	21128	3736	2966	2966	975	1976	644	343	
	PN10S-10848	108 x 48	2	1	22880	3926	3023	3023	922	1965	674	343	
	PN10S-10854	108 x 54	2	1	24633	4116	3157	3157	890	1997	702	348	
	PN10S-10860	108 x 60	2	1	26383	4307	3290	3290	859	2029	731	352	
	PN10S-10872	108 x 72	2	2	31700	4688	3863	3863	880	2092	789	484	
	PN10S-12048	120 x 48	2	2	26576	4241	3023	3023	922	1965	674	382	
	PN10S-12054	120 x 54	2	2	28488	4438	3157	3157	890	1997	702	402	
	PN10S-12060	120 x 60	2	2	30398	4636	3290	3290	859	2029	731	420	
	PN10S-12072	120 x 72	2	2	34143	5030	3863	3863	880	2092	789	504	
	PN10S-13248	132 x 48	3	2	29509	4558	4535	4535	1383	2948	1011	420	
	PN10S-13254	132 x 54	3	2	31636	4761	4735	4735	1336	2996	1053	441	
	PN10S-13260	132 x 60	3	2	33762	4965	4935	4935	1288	3043	1097	462	
	PN10S-13272	132 x 72	3	3	39906	5373	5794	5794	1320	3139	1183	554	
	PN10S-14448	144 x 48	3	2	31310	4876	4535	4535	1383	2948	1011	458	
	PN10S-14454	144 x 54	3	2	33598	5085	4735	4735	1336	2996	1053	481	
	PN10S-14460	144 x 60	3	2	35883	5295	4935	4935	1288	3043	1097	504	
	PN10S-14472	144 x 72	3	3	42348	5715	5794	5794	1320	3139	1183	604	
	PN10S-16848	168 x 48	3	2	35117	5514	4535	4535	1383	2948	1011	589	
	PN10S-16854	168 x 54	3	2	37734	5732	4735	4735	1336	2996	1053	589	
	PN10S-16860	168 x 60	3	2	40348	5954	4935	4935	1288	3043	1097	589	
	PN10S-16872	168 x 72	3	3	47466	6401	5794	5794	1320	3139	1183	704	
	PN10S-18048	180 x 48	3	2	36859	5831	4535	4535	1383	2948	1011	504	
	PN10S-18054	180 x 54	3	2	39634	6059	4735	4735	1336	2996	1053	568	
	PN10S-18060	180 x 60	3	3	42410	6286	4935	4935	1288	3043	1097	630	
	PN10S-18072	180 x 72	3	3	49848	6744	5794	5794	1320	3139	1183	755	
	PN10S-19248	192 x 48	3	2	39135	6149	4535	4535	1383	2948	1011	672	
	PN10S-19254	192 x 54	3	2	42071	6380	4735	4735	1336	2996	1053	672	
	PN10S-19260	192 x 60	3	3	45005	6615	4935	4935	1288	3043	1097	672	
	PN10S-19272	192 x 72	3	4	52764	7086	5794	5794	1320	3139	1183	836	
	PN10S-21648	216 x 48	4	3	45809	6784	6046	6046	1844	3930	1348	604	
PN10S-21654	216 x 54	4	3	49118	7030	6313	6313	1781	3994	1403	680		
PN10S-21660	216 x 60	4	3	52428	7278	6580	6580	1717	4058	1463	755		
PN10S-21672	216 x 72	4	4	60938	7772	7725	7725	1760	4185	1577	905		
PN10S-24048	240 x 48	4	3	50031	7419	5932	5932	1950	3952	1289	761		
PN10S-24054	240 x 54	4	3	53667	7678	6313	6313	1781	3994	1403	811		
PN10S-24060	240 x 60	4	3	57306	7938	6580	6580	1717	4058	1463	838		
PN10S-24072	240 x 72	4	4	68361	8457	7725	7725	1760	4185	1577	1005		



Add Access Door to Base for Wire Management:  
 Colora \$403;  
 High Gloss Paint \$520;  
 Laminate \$445;  
 Veneer \$520;  
 S. Steel (Brushed or Polished) \$850

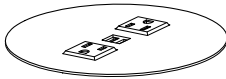
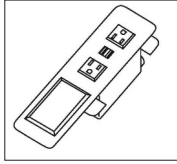
### SURFACE RECESSED POWER/COMMUNICATION UNITS

All items below are factory installed. COVE/BOX Access Doors with Frame are Prismatic's proprietary components. Power units are UL Listed and CSA certified. Faceplate connectors must be added.



ITEM	DESCRIPTION	LIST
COVEB – 4	BOX 4 (Available Black or White Interior) (Max Link 5 Units) LAMINATE OR VENEER TOP	
	: COLORA LID	\$1258.00
	: BRUSHED OR POLISHED ALUMINUM LID	\$1849.00
	: TO MATCH TOP LID	\$2943.00
COVEB – 4S	BOX 4 FOR STONE TOP	
COVEB – 4V	BOX 4 FOR PAINTED BACK GLASS TOP STONE OR PAINTED BACK GLASS OR SOLID SURFACE TOP	
	: COLORA LID	\$1595.00
	: BRUSHED OR POLISHED ALUMINUM LID	\$2180.00
	: TO MATCH TOP LID	\$3280.00
	Specify 15 amp plug-in (P) or hardwire (H) connection. Mounts beneath table surface; contains four angled simplex outlets, one angled side and three bottom faceplates. Also includes two USB (2.1) charging outlets. Box is steel 9' cord. Access door is framed, wing shape flush fit aluminum with brush line: 14"x 6". Faceplates extra (see page 3)	
COVEB – 2	BOX 2 (Available Black or White Interior) (Max Link 9 Units) LAMINATE OR VENEER TOP	
	: COLORA LID	\$1026.00
	: BRUSHED OR POLISHED ALUMINUM LID	\$1510.00
	: TO MATCH TOP LID	\$2647.00
COVEB – 2S	BOX 2 FOR STONE TOP	
COVEB – 2V	BOX 2 FOR PAINTED BACK GLASS TOP STONE OR PAINTED BACK GLASS OR SOLID SURFACE TOP	
	: COLORA LID	\$1366.00
	: BRUSHED OR POLISHED ALUMINUM LID	\$1850.00
	: TO MATCH TOP LID	\$2987.00
	Specify 15 amp plug-in (P) or hardwire (H) connection. Mounts beneath table surface; contains two angled simplex outlets, two bottom faceplates. Also includes two USB (2.1) charging outlets. Box is steel 9' cord. Access door is framed, wing shape flush fit aluminum with brush line: 8"x 6". Faceplates extra (see page 3)	
INTG2	INTERACT G2 (Available Black or White Interior) (Max Link 4 Units) LAMINATE OR VENEER TOP	
	: PAINTED LID (Black, White or Silver)	\$774.00
	: BRUSHED ALUMINUM LID	\$1043.00
	Specify 15 amp plug-in (P) or hardwire (H) connection. Drop-in unit, mount on table Surface; contain two angled simplex outlet and one angled side faceplate. Also include Two USB (2.1) charging outlets and knockout for two RJ45 Cat6 data, two cord pass through holes and one convenience plug. Access door is notched. Box is steel 6" cord; 5 1/2"x9" Faceplates extra (see page 3).	
SD-S	Sand Dollar Simplex (recommended for the Engaged Series) One Simplex. Gray, Black or Gloss White	\$150.00
SD-USB	Sand Dollar USB (recommended for the Engaged Series) With Two USB 3.1. Gray, Black or Gloss White	\$290.00
POPPY-LV	Poppy Wireless Charger Flush surface mount / Laminate + Veneer	\$237.00
POPPY-C	Poppy Wireless Charger Flush surface mount / Corian	\$348.00
POPPY-VS	Poppy Wireless Charger Flush surface mount / Glass + Stone	\$768.00
AIRCH-LV	Air Charge Wireless Charger Flush surface mount / Laminate + Veneer	\$619.00
AIRCH-C	Air Charge Wireless Charger Flush surface mount / Corian	\$730.00
AIRCH-VS	Air Charge Wireless Charger Flush surface mount / Glass + Stone	\$1150.00






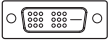







**POWER/COMMUNICATION COVE UNITS and DAISYLINK**



ITEM	DESCRIPTION	LIST	
COVE	<b>COVE FLUSH MOUNT UNITS WITH USB CHARGING PORTS</b>		
	COVE-1-2 (one simplex + two charging 2.1 USB's) 5" x 2 1/2" x 3 1/4" H (Black, White or Silver) 3 prong plug	\$546.00	
	COVE-2-2 (two simplex + two charging 2.1 USB's) 5 3/4" x 2 1/2" x 3 1/4" H (Black, White or Silver) 3 prong plug	\$570.00	
	Hardwire version for above Add for Stone + Vidro PBG Tops + Corian	\$784.00 + \$350.00	
COVE-D	<b>COVE FLUSH MOUNT UNITS WITH USB CHARGING PORTS AND DATA CAPABILITY</b>		
	COVE-D-2-2 (two simplex + two charging 2.1 USB's + one face plate) 9 1/2" x 2 1/2" x 3 1/4" H (Black, White or Silver) 3 prong plug	\$603.00	
	Hardwire version for above Add for Stone + Vidro PBG Tops + Corian	\$817.00 + \$350.00	
COVE-R	<b>COVE ROUND SERIES</b>		
	COVE-R (two simplex + two charging 2.1 USB's) 6" dia x 3 1/4" H (Black, White or Silver)	\$581.00	
	COVE - R2 (one simplex + two charging 2.1 USB's) 5 1/4" dia (as above)	\$571.00	
	Hardwire version for above Add for Stone + Vidro PBG Tops + Corian	\$795.00 + \$350.00	
INTP – DL – PI	<b>DAISYLINK POWER INFEED CABLES</b>		
	4 wire, 2 circuit hardwire power infeed 72"	\$329.00	
	INTP – DL – IC	<b>DAISYLINK INTERCONNECTING CABLES (12")</b>	\$164.00
		EXTENDED LENGTHS : 24"	\$210.00
36"		\$225.00	
48"	\$245.00		
GROM1	GROMMET • 2 1/4" dia. PVC (3" dia. Cover). Black or Silver	\$42.00	
GROM2	GROMMET • 1 3/4" dia. PVC (2 3/4" dia. Cover). Black.	\$42.00	
GROM3	2" dia BRUSHED GROMMET.		
	(laminate/veneer)	\$189.00	
(glass/stone)	\$269.00		
GROM4	2" dia POLISHED GROMMET.		
	(laminate/veneer)	\$199.00	
(glass/stone)	\$290.00		
GROM5	2 1/2" dia BLACK METAL GROMMET.		
	(laminate/veneer)	\$138.00	
(glass/stone)	\$248.00		
GROM6	1 1/4" dia CHROME GROMMET. POLISHED, SATIN, BLACK OR MATTE BLACK		
	(laminate/veneer)	\$181.00	
(glass/stone)	\$281.00		


**VOICE – NETWORK – PRESENTATION PORTS**

All connector modules listed below are mounted on 3 1/8" x 1 3/4" which snap into surface power/communication units. Supply cables and/or plugs are not supplied and must be hardwired on location by specialists. If no connectors are specified, faceplates are supplied blank. Faceplate capacity is up to 4 ports; more can be accommodated depending on the types required.

ITEM	LIST
 RJ45 DATA JACK • Cat6 • Siemons • Orange/Black Icon • Hardwired	\$80.00
RJ45A *	\$108.00
RJ45 - Female to Female **	\$108.00
RJ45 - Black Keystone Panduit Cat 6 ***	\$108.00
 RJ11 VOICE JACK • Cat3 • Siemons • White/Black Icon • Hardwired	\$53.00
 USB CONNECTOR • A or B Type • Data Transfer Peripherals • Female	\$80.00
USB - C Data Transfer only	\$80.00
USB 3.0 CHARGING (includes transformer)	\$292.00
USB - C CHARGING (includes transformer)	\$292.00
 DB9 9 PIN CONNECTOR • Whiteboard, Video Imaging • Female/Female	\$87.00
 VGA CONNECTOR 15 PIN VGA CONNECTOR • Computer, Video • Female/Female	\$137.00
 DVI Digital Visual Interface	\$204.00
 HDMI High Definition Multi Media Interface Gender - Female/Female or Female/Male	\$154.00
 MINI STEREO AUDIO JACK • 3.5mm • Female/Solder	\$17.00
 RCA AUDIO/VIDEO PORT • White, Red or Yellow • Female/Female	\$34.00
 XLR 4 PIN CONNECTOR • Audio (microphones, etc.) • Female/Solder	\$162.00
 S VIDEO SVHS CONNECTOR • Audio Visual • Female/Solder	\$172.00
 BLANK FACEPLATE • Black \$30.00 (3 1/8" x 1 3/4") • White & Gray \$44.00	
 CORDMINDER PLATE • Black \$68.00 • White & Gray \$81.00	

**WIRE MANAGEMENT • MISCELLANEOUS**

ITEM	LIST
COM POWER UNIT (Up to 6" square or rectangle) Cutout only up-charge (laminate/veneer)	\$300.00
Cutout only up-charge (glass/stone)	\$725.00
Cutout and housing up-charge (glass/stone)	\$1,185.00
Cutout, housing and lid up-charge - (laminate/veneer)	\$2,346.00
(glass/stone)	\$2,899.00
MICROPHONE HOLE Cutout up-charge (laminate/veneer)	\$43.00
(glass/stone)	\$138.00
WHV	\$17.00 /ft.
HORIZONTAL WIRE MANAGER Self stick. Price per foot. Supplied (no charge) with Surface Power/Communication Units.	
LWM	\$31.00 /ft.
LARGE WIRE MANAGER Supplied (no charge) with all meeting table series.	
IT PODIUM 10"x 10" tabletop to floor box with hinged access door (colora)	\$2,298.00
(brushed or polished stainless steel)	\$2,596.00
SNAKE 29" H -	\$303.00
VERTICAL WIRE MANAGER 34" - 43"H -	\$531.00
Flexible wire through in Black or Silver. 2 1/2" dia. X 32" long; 4" dia. Weighted base.	
LM	\$41.00
LEG WIRE MANAGER Snap on table legs. Approx. 24" long. Supplied (no charge) with Surface Power/Communication Units. Black.	
PBS	\$439.00
POWER BAR • SURPRESSOR Single circuit power bar with six 15 amp outlets, off/on switch with light indicator, surge suppressor and noise filter. Provides maximum protection for computers and other electronic equipment. Metal housing. 6' cord.	
PS	\$251.00
POWER STRIP - FOUR POWER With 15 amp Circuit breaker To be mounted under tabletop	
2 MERGE VERTICAL WIRE MANAGER Trangular shaped. Adheres to base (colora)	\$470.00
(brushed or polished stainless steel)	\$494.00
GANG SET (TWO PER SET)	\$103.00
Recommended for square edge tabletop in multi-table groupings.	
ELONGATED GANG SET (TWO PER SET)	\$206.00
Recommended for RB edge tabletop in multi-table groupings.	



\* Siemons - Cat6A - Female / Punch down

\*\* Cat6 Female/Female - No punch down tool required - accepts male data connector both sides

\*\*\* Panduit - Black Keystone Cat6 Female / Punch down

## SURFACE FINISHES

### WOOD VENEERS • HARDWOOD EDGES

#### General Info

Veneer tops and hardwood edges are available in all flat cut species.

Top surfaces are book matched Grade A Veneers; lesser quality veneers are bonded to underside of tops for balance. Top finish is semi-open, medium sheen, clear catalyzed lacquer.

Refer to WOOD VENEER brochure.

#### Custom Stains and Veneers

Custom stain charge is \$385.00 NET for set-up and \$50.00 NET per unit. Premium veneers such as Sycamore, Anigre, Bird's Eye Maple and Curly Maple are available at an upcharge.

#### Maintenance

Clean with mild soap and water. Wipe dry with pattern direction. Do not use abrasive cleaners or wax.

### PLASTIC LAMINATES

#### General Info

High pressure plastic laminates in solids and patterns from Formica, Wilsonart, Nevamar and Pionite available in matte finishes and represent our standard list prices. Premium priced laminates within these lines are subject to an upcharge. For these all woodgrain laminates and laminates from other manufacturers such as Laminart or Abet, upcharge will apply and a quote is required.

Refer to LAMINATE + COLORA + VINYL brochure.

Pionite 800 746-6483 Std=all "- Suede" laminates, some exceptions.

Nevamar 800 638-4380 Std=all "- T" laminates, some exceptions.

Wilsonart 800 433-3222 Std=all "- 60" laminates, some exceptions.

Formica 800 FORMICA Std=all "- 58" laminates, some exceptions.

#### Vinyl Edge

Flat Vinyl edges are available black, white and gray. Vinyl edge coordination with laminate is "best possible match", not exact match.

### COLORA

#### General Info

COLORA is a textured polyurethane material applied to MDF board in two steps. Although highly durable, COLORA surfaces are not as hard as laminates. It is applied to table tops, edges, bases and cabinets. COLORA is available in 15 standard colors. Custom color charge is \$385.00 NET per color mix.

#### Maintenance

Clean with mild soap and water. Do not use abrasive cleaners or wax.

### STONE

#### General Info

Standard marble and granite varieties can be found in the STONE brochure. Prismatic will make available most stones specified by customer, often at no upcharge. Stone surfaces vary greatly in color, texture, pattern and quality. Marble in particular is seldom free of fine cracks, pits or slight imperfections. Using matching fill in these conditions is an acceptable industry practice. All stone surfaces have natural polish with honed option available. All stone tops are supplied with coordinated painted plywood subtops.

#### Maintenance

Clean with mild soap and water. Do not use abrasive cleaners. Regular waxing of marble (only) surfaces is recommended.

### GLASS

#### General Info

Light scratches, waves or tiny bubbles are inherent to glass fabrication and to be expected. Vidro Painted Back Glass tops offer simple color (all standard 15 color colors) in Clear (CL) and Matte/Etched (MA) or digital image printed (Vidro Art). Custom color charge is \$750.00 NET per color.

**Maintenance** Clean with commercial glass cleaner only.

## TOP-EDGE CONFIGURATIONS

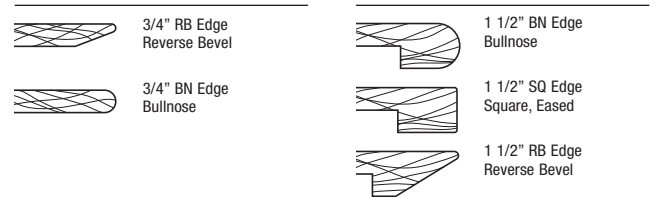
**VENEER TOPS** are 1" thick medium or high density particleboard core edged with hardwood or COLORA colors.



**LAMINATE TOPS** are 1" thick medium or high density particleboard



**STONE TOPS** are 3/4" thick with same or built-up edges



**VIDRO PAINTED BACK GLASS TOPS** are 1 1/4" thick with starphire glass adhered to MDF subtop available in any color - clear or matte finish.







**OTHER GLASS TOPS** are 1/2" or 3/4" thick and are clear or sandblasted Occasionals







### MEETING TABLE SEATING CAPACITY GUIDE

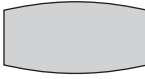


Seating capacity is approximate and based on 24" or 25" chair width, 5" apart. The chart below includes several custom table dimensions in addition to all standard offerings.

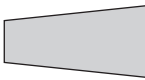
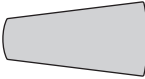

	Length	Width	Capacity
<b>ROUND TOPS</b> 	42"	42"	4
	48"	48"	4-5
	54"	54"	5
	60"	60"	6
	72"	72"	7-8
	84"	84"	8
	96"	96"	10
	108"	108"	11
	120"	120"	12



	Length	Width	Capacity
<b>SQUARE TOPS</b> True  Arced  Rounded 	42"	42"	4
	48"	48"	4
	60"	60"	8
	72"	72"	8
	84"	84"	8-12



	Length	Width	Capacity
<b>RECTANGLE TOPS</b> True  Arced  Rounded 	72"	36"	6
	84"	36"	6-8
	96"	36"	8
	72"	42"	6-8
	84"	42"	6-8
	96"	42"	8
	96"	48"	8
	108"	48"	8-10
	120"	48"	10
	132"	48"	10
	144"	48"	12
	120"	60"	10-12
	132"	60"	10-12
	144"	60"	12
	168"	60"	12-14
	192"	60"	14
	216"	60"	16
	240"	60"	18
288"	60"	20-22	

	Length	Width	Capacity
<b>RACETRACK TOPS</b> 	72"	36"	4-6
	84"	36"	6
	96"	36"	6
	72"	42"	6
	84"	42"	6
	96"	42"	8
	96"	48"	8
	108"	48"	8-10
	120"	48"	10
	132"	48"	10
	144"	48"	10-12
	120"	60"	10-12
	132"	60"	10-12
	144"	60"	10-12
	168"	60"	12-14
	192"	60"	14
	216"	60"	16
	240"	60"	18
288"	60"	20	

	Length	Width	Capacity
<b>BOAT TOPS</b> True  Arced  Rounded 	72"	36"/25"	6
	84"	42"/30"	6
	96"	42"/30"	8
	96"	48"/35"	8
	108"	48"/35"	8-10
	120"	48"/35"	10
	132"	48"/35"	10
	144"	48"/35"	12
	120"	60"/42"	10-12
	132"	60"/42"	10-12
	144"	60"/42"	12
	168"	60"/42"	12-14
	192"	60"/42"	14
	216"	60"/42"	16
	240"	60"/42"	18
240"	72"/48"	20	
288"	72"/48"	22	

	Length	Width	Capacity
<b>WEDGE TOPS</b> True  Arced  Rounded 	84"	48"/28"	5-6
	96"	48"/28"	7-8
	108"	48"/28"	7-8
	120"	60"/35"	9-10
	132"	60"/35"	9-10
	144"	60"/35"	11-12
	168"	60"/35"	11-12
	192"	60"/35"	13-14
	216"	60"/35"	15-16
	240"	60"/35"	17-18

	Length	Width	Capacity
<b>ARTICULATING</b> End Table 	57"	42"	1-3
Center Table 	96"	33"	3
	120"	35"	4
	144"	38"	4-5
	180"	41"	6

	Length	Width	Capacity
<b>MODULAR</b> Rectangle  Bullet 	60"	42"	4-5
	66"	42"	4-5
	72"	42"	4-5
	60"	48"	4-5
	66"	48"	4-5
	72"	48"	4-5
	84"	48"	4-7
	90"	48"	6-7
	72"	54"	4-5
	84"	54"	4-7
	90"	54"	6-7