

Prismatique has specialized in hand crafting unique tables and credenzas with passion and precision for over thirty years. Whether for conference or boardroom, training or touchdown, we bring our exacting standards and engineering excellence to everything we make. It's not just about what we do. It's about how we do it.

# PRISMATIQUE

---

CIRCA 2013



# PRISMATIQUE

---

CIRCA 2013



Detailed by design, executed  
with passion and crafted  
without compromise. It's  
not just about what we do.  
It's about how we do it.













The precision of hand craftsmanship. A passion for exceptional artistry. Founded in 1976 in Toronto, Ontario, Prismatique Designs Ltd. began as a high-end wood cabinetry and metalwork provider, offering custom creations that delighted even the most discerning residential interior designers. ¶


---

*A long list of successes was built on the company ethos:  
Listen to the customer, create precisely what they envision,  
and exceed their expectations.*

---

Shifting focus to commercial work and expanding into the United States market in 1990, Prismatique forged new success in creating new ideas in office tables and credenzas, standing out in an industry overfull with large companies and uninspired selections. Steadfast in the principles the company was founded on, Prismatique developed an untouchable niche through expertise, craftsmanship and service. ¶

A privately held company that is proud to have served customers for over 30 years, Prismatique remains a leader in quality, innovation, and logistics. The owners are active advocates for the company passion: Listen to the customer, insist on only the best materials and craftsmen, assure quality through a single, self-sustaining factory, and remain true to the vision of creating the finest office tables and credenzas available. ¶



## CONFERENCE

---

# Blade

*Minimal scale, maximum impact*

---

The Blade base offers a 2 1/2" thick solid core panel with 4" downward taper and finish choices of veneer, textured Colora colors or stainless steel cladding, polished or brushed. Technology in-feed panel/wire manager (11"W x 1 1/2"D) can be added to attach to any inside base location. Optional continuous undertop centerline IT troughs can be specified to install between bases, providing extra IT/AV storage and interface.



1 ) Vidro Painted Back Glass – Sapphire  
True Boat Top – Reverse Bevel Edge  
Recessed Power  
Blade Base – Polished Stainless

2 ) Walnut Veneer  
True Rectangle Top – Square Edge  
Undertop Power  
Blade Base – Dark Walnut

3 ) Uba Tuba Granite  
True Rectangle Top – Square Edge  
Recessed Power  
Blade Base – Brushed Stainless

2)




3)













1 |

- 
- 1 ) Rosewood Veneer  
True Rectangle Top – Reverse Bevel Edge  
Recessed Power  
Blade Base – Rosewood Veneer







## CONFERENCE

---

# Panel LR

## *A refreshed idea*

---

Panel LR bases are a refreshed version of our Panel base series. The Panel LR composite is a 6" wide profile combining a narrow rectangular aesthetic with a generous 4 1/2" wide open cavity space for concealed in-feed and other IT requirements. Each base includes an internal PVC wire organizer and one removable side panel. The updated Panel LR base includes two side panels (available in veneer, textured Colora colors or stainless steel cladding, polished or brushed) with narrow end panels (available in flat veneer or textured Colora colors or aluminum with vertical ribbed pattern) supported on low rise glides.

1)





2)



1) Cherry Veneer  
True Rectangle Top – Reverse Bevel Edge  
Recessed Power  
Panel LR Flat Base – Cherry Veneer

2) Maple Veneer  
Arced Rectangle Top – Square Edge  
Undertop Power  
Panel LR Ribbed Base – Maple Veneer



# Nextt

## *An elegant solution*

---

The clean lines of Nextt combine a thin 3½" wide step down horizontal profile with a 2" x 4½" vertical technology column providing internal wire management. Nextt is available in stainless steel with polished or brushed finish. Optional textured Colora colors can be specified.



1 ) Vidro Painted Back Glass – Custom  
Arced Boat Top – Reverse Bevel Edge  
Recessed Power  
Nextt T Base – Polished Stainless

2 ) Crema Calcatta Marble  
Round Top – Square Edge  
Nextt Cross Base – Brushed Stainless

3 ) Walnut Veneer  
Arced Rectangle Top – Reverse Bevel Edge  
Recessed Power  
Nextt T Base – Polished Stainless

2)



3)

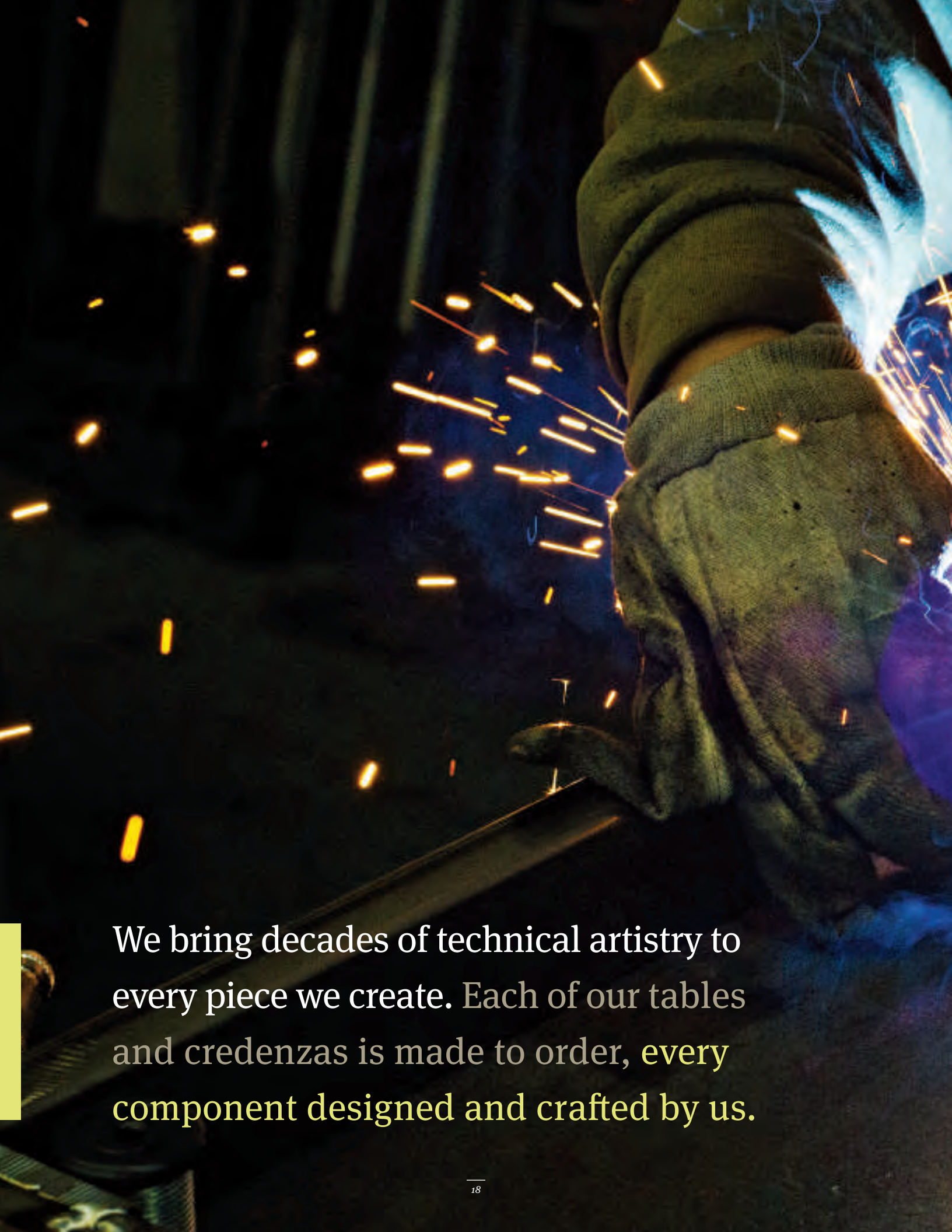













We bring decades of technical artistry to every piece we create. Each of our tables and credenzas is made to order, every component designed and crafted by us.









We do one thing, and we strive to do it better than anyone else: hand-crafted commercial tables and credenzas. We continually refine, refresh and reinvigorate our product selection to ensure each client has a wide selection of exceptional options. Because of our singular focus, we can tailor our offerings to precisely fit our designer partners' needs, even developing solutions that change the industry, such as our best-selling Vidro Painted Back Glass table tops. ¶

---

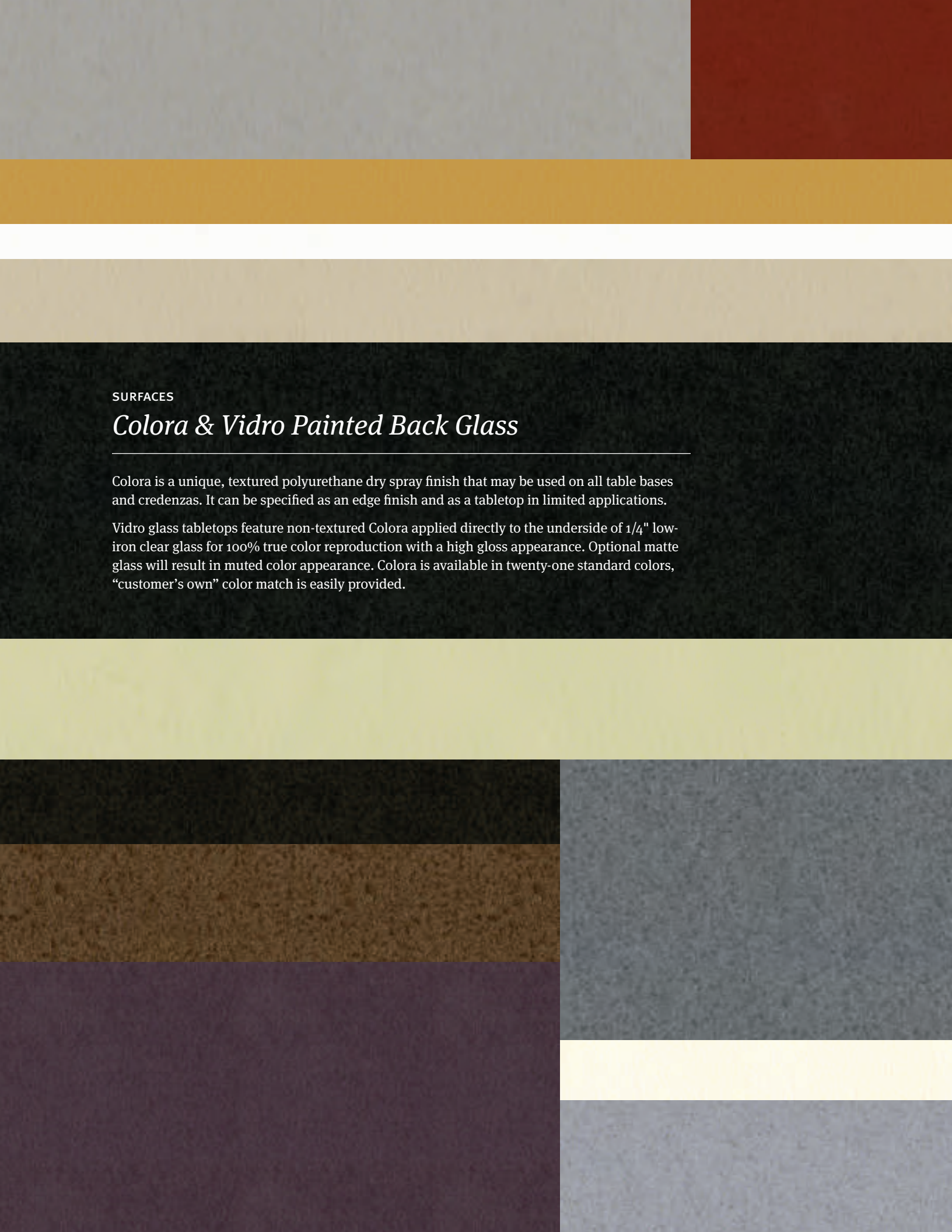
*Our flexibility and expertise in product development is a natural by-product of our focus—we listen to the needs of our designer partners and respond with tailored product solutions.*

---

We take pride in our dedicated craftsmen and our commitment to master-engineered, well-priced products built wholly in North America. Every person in our factory is driven to “think the extra thought;” this sense of personal responsibility means that every stage—from creating component parts through full assembly—is conducted with meticulous care. ¶








## SURFACES


### *Colora & Vidro Painted Back Glass*

---

Colora is a unique, textured polyurethane dry spray finish that may be used on all table bases and credenzas. It can be specified as an edge finish and as a tabletop in limited applications.

Vidro glass tabletops feature non-textured Colora applied directly to the underside of 1/4" low-iron clear glass for 100% true color reproduction with a high gloss appearance. Optional matte glass will result in muted color appearance. Colora is available in twenty-one standard colors, "customer's own" color match is easily provided.







# 2Merge

## *Intersecting angles*

---

A new approach to the angled Parsons aesthetic, 2Merge adds a second beam angling away from the main structural support beam to create a stylized 'Y' profile. The 2" x 2" stainless steel 2Merge base is available in polished or brushed finish and all textured Colora colors. Technology in-feed/wire manager can be PVC or stainless steel add-on channel to any base location.

1)



2)



1) Andrea Beige Marble  
True Rectangle Top – Square Edge  
Undertop Power  
2Merge Base – Brushed Stainless

2) Vidro Painted Back Glass – Salt  
True Rectangle Top – Reverse Bevel Edge  
Recessed Power  
2Merge Base – Colora, Salt





Our culture is grounded in the  
pride of product specialization  
and proven workmanship methods  
that ensure product excellence.







2)

1)

1) Marmara Marble  
True Boat Top – Square Edge  
Undertop Power  
Panel LR Flat Base – Brushed Stainless

2) Marmara Marble  
White Lacquer Credenza





# Drum & Cube

*Simple and dependable*

All Drum bases are rolled steel sheet metal reinforced with tubular steel inner rings. Each Drum includes one 6" wide access panel with dual connection locators for top or floor level access opening. Available in polished or satin chrome, veneer and all textured Colora colors. All Drum bases are open at top and bottom offering maximum capacity and ease of technology interface.

All Cube bases are constructed of MDF and reinforced with top and bottom inner wood framing. Each Cube includes one 12" wide hinged access door. Available in veneer and all textured Colora colors. All bases are open at top and bottom offering maximum capacity and ease of technology interface.

1 )



1 ) Uba Tuba Granite  
Arced Rectangle Top – Square Edge  
Recessed Power  
Cube Base – Brushed Stainless

2 ) Maple Veneer  
Arced Boat Top – Reverse Bevel Edge  
Recessed Power  
Drum Base – Maple Veneer

3 ) Vidro Painted Back Glass – Bronze Metallic  
Round Top – Reverse Bevel Edge  
Recessed Power  
Drum Base – Colora, Bronze Metallic

2)



3)





1)



#### CONFERENCE + MEETING

---

## Konverse

### *Sleek and sculpted*

---

The sculpted lines of Konverse offers an elegant option for conference, small meeting and table desk configurations. This plated, bar-stock steel base is available in polished and satin chrome finishes and all textured Colora colors. Technology in-feed/wire manager can be PVC or stainless steel add-on channel to any base location.



2)


1) Vidro Painted Back Glass – Pewter  
Round Top – Square Edge  
Recessed Power  
Konverse Cross Base – Colora, Pewter Metallic

2) Vidro Painted Back Glass – Salt  
True Rectangle Top – Reverse Bevel Edge  
Recessed Power  
Konverse T Base – Polished Chrome









Product uniqueness is important to us and our customers. We often begin a project fresh, starting anew with materials selected precisely for the job at hand. The ability to manufacture using a broad array of materials—from laminates to veneer, glass to stone, or emerging alternatives such as Corian, Zodiaq or Silestone—means to specialize is an everyday occurrence. ¶

---

*Our details guarantee a product completely different from the norm.*


---

This commitment creates a corporate culture of adaptability and inventiveness. Our selection of materials is unmatched and is one of the defining benefits of collaborating with Prismatic. ¶









## SURFACES


### *Stone*

---

Stone is a creation of nature. Like so many natural formations, every slab is unique and matchless. The luster, hardness, colors and variations, are all indications of the stone's mineral composition and place of origin. This unique blend of characteristics is what makes natural stone a one of a kind surface. Our focus on stone provides a complete offering of conference, dining and occasional table options.







Our satisfaction comes from creating something that delights, **that meets the distinct needs of each of our clients.**



## CONFERENCE

---

# Kable

## *Quality meets economy*

---

The economical Kable T-base consists of a 12 gauge 2" x 1" steel horizontal with bullnose ends and a vertical column formed by four 16 gauge steel rods (welded top and bottom) enclosed with a removable, 4" wide ribbed PVC cover on each side of column. Kable bases afford easy internal technology interface and are available in all textured Colora colors.

1 )



---


1 ) Walnut Veneer  
True Rectangle Top – Reverse Bevel Edge  
Recessed Power  
Kable T Base – Colora, Nickel Metallic

2 ) Vidro Painted Back Glass – Custom  
Boat Arced Top – Reverse Bevel Edge  
Kable T Base – Colora, Nickel Metallic

2)







*The Prismatic reputation is built on a legacy of listening carefully and then ensuring we create exactly what is desired.*

We are able to do this by focusing solely on tables and credenzas, by employing top-notch master craftsmen, by being versatile and nimble enough to work in any material, any design. ¶

What's your vision? Every product we make can be tailored to a customer's specific needs, with modifications vetted by experienced engineers and seasoned craftsmen alike. We ensure that every set of hands that design, refine, build and finish our products is connected to a person who works from the heart, with an unwavering commitment to the level of quality that elevated Prismatic to the premiere North American maker of commercial tables and credenzas. ¶





# Credenzas

## *A classic complement*

---

Complementing our extensive table offering are several accessories, cabinets and accent products often required to complete the room. All storage credenzas, serving cabinets, carts and lecterns are available in finishes to match our tables and engineered with the flexibility necessary to address custom requirements.











Tailored cabinet solutions can accommodate a variety of storage and IT elements. Configurations in a 19"W cabinet door planning module are available in all table materials and four base options.













1)

1) Vidro Painted Back Glass – Salt  
Round Top – Reverse Bevel Edge  
Recessed Power  
Nextt Cross Base – Brushed Stainless

2) Vidro Painted Back Glass – Sapphire  
Round Top – Reverse Bevel Edge  
Nextt Cross Base – Brushed Stainless



2)



# Beveled Plate

## *A different angle*

---

The Beveled Plate base option for single column table offers extra style in both Round (polished and satin chrome; all textured Colora colors) and Square (polished and brushed stainless steel; all textured Colora colors) configurations. External technology in-feed/wire manager can be PVC or stainless steel add-on channel to a column. Center top power units are available at an upcharge. Large sizes may require additional columns.



# Nextt Cross

## *Beautifully versatile*

---

A new elegance in single column café/meeting/collaborative table bases. The clean lines of Nextt Cross bases combine a thin 3 1/2" wide step down horizontal profile with a sleek, square vertical column. Technology in-feed/wire manager can be PVC or stainless steel add-on channel to any column. Center top power units and/or internal wire management are available at an upcharge. Larger sizes may require additional column. Nextt is available in stainless steel with polished or brushed finish. Optional textured Colora colors can be specified.





# Air Rise

## *Functionality serving collaboration*

---

This air cylinder adjustable series is available in two height increments for single column tables up to 36" diameter and 36" x 36" square. Base options include Beveled Plate, Nextt Cross and Konverse Cross. Any 1¼" tabletop material is adaptable to the Air Rise mechanism. Load capacity will vary with material type and equipment usage.



## *H Series*

26"H-42"H



## *L Series*

20"H-30"H







1)

---


1) Vidro Painted Back Glass – Salt  
Square Top – Reverse Bevel Edge  
Beveled Plate Base – Brushed Stainless

2) Vidro Painted Back Glass – Salt  
True Rectangle Top – Reverse Bevel Edge  
Parsons 42"H Base with Footrail –  
Brushed Stainless



2)





SURFACES

## *Veneer*

---

Our standard veneer offering is just the beginning as we readily adapt to other veneer species and stain to match, as requested by our clients. Veneer surfaces are available on all Prismatique table bases for tables of all sizes.








# Drum & Cube

*Timeless style for all situations*

---

Long a workhorse in the world of occasional table options for public spaces, drums and cubes remain a safe choice. New sizes, heights and materials create a refreshed offering making these basic tables viable for a broad spectrum of applications. Drums can be seamless steel with plated polished or satin finish; applied veneer or painted in any textured Colora color. Cubes are available in polished or brushed stainless steel; veneer and all textured Colora colors. Standard tabletops offered include: glass, Vidro painted back glass and stone. Corian and Silestone are also available.



---

1) Cube Base – Custom

2) Cube Base – Custom

3) Custom Granite  
Drum Base – Brushed Stainless

## OCCASIONAL

---

# Piato

*Simple beauty, smart engineering*

---

Designed with simple lines, this sturdy plate base series combines beauty with engineering to provide a dependable option for any high traffic public space. Tabletop options include: clear glass, Vidro painted back glass, stone and veneer. Corian and Silverstone are also available. Bases are plated steel available in polished or satin chrome and all textured Colora colors. Available in off-center column end tables and laptop tables at 22" and 25"H with tops 18" and 20" diameter. Offering also includes center column 16"H coffee tables with tops from 24–48" diameter.



1 ) Nero Assoluto Granite  
Off-Center Column End Table  
Piato Base – Satin Chrome

2 ) Clear Glass  
Center Column Coffee Table  
Piato Base – Polished Chrome



## OCCASIONAL

---

# Ronde

## *Understated grace*

---

Ronde exemplifies harmony. Combining straight steel support verticals with a connecting circular undertop framing, this basic occasional table remains quietly understated. Available in 21"H end tables and 16"H coffee tables, 20-42" diameter.

1 )



1 ) Clear Glass  
Ronde Base – Satin Chrome

2 ) Nero Assoluto Granite  
Whitby Base – Colora, Silver Metallic

3 ) Bianco Sardo Granite  
Whitby Base – Maple, Custom Stain

## OCCASIONAL

---

# Whitby

## *Precisely detailed*

---

Precisely detailed in solid maple, Whitby transitional wood tables are crafted to fit any space. Round, square or rectangular end, coffee and console tables are available with tops in veneer, stone and textured Colora colors.



2)

3)





## OCCASIONAL

---

# Parsons

## *Classic simplicity*

---

Simplicity explains the appeal of the classic Parsons table. Linear and straightforward, it represents precise sophistication in square and rectangular end tables, coffee tables and consoles. Tabletop options include clear glass, Vidro painted back glass, stone and veneer. Sandblasted glass, Corian and Silestone are also available. Bases are stainless steel available in polished or brushed finish and all textured Colora colors with three distinct frame sizes: series 210 is 1" x 1" square; series 212 is 1" x 1" square plus a complimenting 1/2" diameter round lower rail and series 215 is a 1 1/2" x 1 1/2" square.

1 )



2)



3)



1) Sandblasted Glass  
Parsons 210 Series – Colora, Olive Metallic  
Parsons 212 Series – Colora, Silver Metallic  
Parsons 215 Series – Colora, Pewter Metallic

2) Sandblasted Glass  
Parsons 212 Series – Colora, Silver Metallic


3) Clear Glass  
Parsons 210 Series – Colora, Olive Metallic











SURFACES

## *Laminate*

---

To ensure maximum choice and respect designer preferences  
Prismatique partners with all the major laminate companies.





# Nextt C

## *Elevate the ordinary*

---

The clean lines of Nextt C-bases combine a thin 3 1/2" wide step down horizontal profile with a 2" x 4 1/2" vertical technology column providing internal wire management. Nextt is available in polished or brushed stainless steel or textured Colora colors. All tabletop power units are available. Options include: fliptop and folding table bases, choice of J-modesty, flat fixed or flat removable modesty panels and three styles of lockable casters (low rise casters are recommended for Nextt bases).



- 
- 1 ) Glacier White Corian  
Nextt C base – Polished Stainless  
Flat Folding Modesty – Fliptop  
Low-Rise Casters

# Kable C

## *A reliable standard*

---

The economical Kable C-base consists of a 2" x 1" steel horizontal with bullnose ends and a 4" wide vertical column with removable PVC cover for access to internal wire management. Available in all textured Colora colors, Kable bases offer a choice of glides or lockable casters. All tabletop power units are available. Options include: fliptop and folding bases, choice of J-modesty, flat fixed or flat removable modesty panels.



- 
- 1 ) Plastic Laminate – Reeded Vinyl Edge  
Kable C Base – Colora, Bronze Metallic  
J Modesty – Fliptop  
Casters

# Tubular C

## *Keeping it simple*

---

Tubular C-bases consist of 2" diameter, 14 gauge steel tubing, mitre cut with welded end caps. Finishes include polished or satin chrome and all textured Colora colors. Tubular bases offer a choice of glides or lockable casters. All tabletop power units are available, vertical wire management requires attachment of external channel in black PVC or optional stainless steel. Other options include: fliptop and folding bases, choice of J-modesty, flat fixed or flat removable modesty panels.



- 
- 1 ) Plastic Laminate – Colora Edge  
Tubular C Base – Polished Chrome  
Flat Fixed Modesty – Folding  
Glides



# Infinity C


## *Utility with style*

---

The stylized Infinity C-base and T-base combine extruded and cast aluminum components resulting in a heavy duty base able to crossover beyond training rooms and into conference and multipurpose applications. The dual cavity vertical column receives a PVC channel to conceal internal wire management. Infinity bases are available in all textured Colora colors with choice of “top hat” glide or lockable casters. All tabletop power units are available. Other options include: fliptop and folding bases, choice of J-modesty, flat fixed or flat removable modesty panels.



- 
- 1 ) Plastic Laminate – Reeded Vinyl Edge  
Infinity C Base – Colora, Pewter Metallic  
J Modesty – Fliptop  
Infinity Casters



Everything we make is  
designed with care,  
crafted with conviction.  
Handmade makes  
a difference.





## *Table Top Materials*

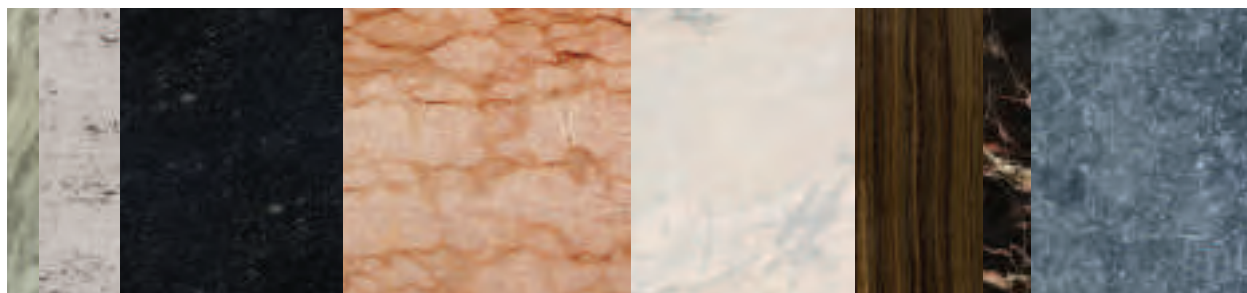
### COLORA + VIDRO PAINTED BACK GLASS

---



### STONE

---



### VENEER

---



### LAMINATE

---



## Conference Bases

BLADE



NEXTT T-BASE



PANEL LR – FLAT



PANEL LR – RIBBED



2MERGE



KONVERSE T-BASE



DRUM



CUBE



KABLE T-BASE



## Meeting Bases

NEXTT CROSS



KONVERSE CROSS



BEVELED PLATE – ROUND



DRUM



CUBE

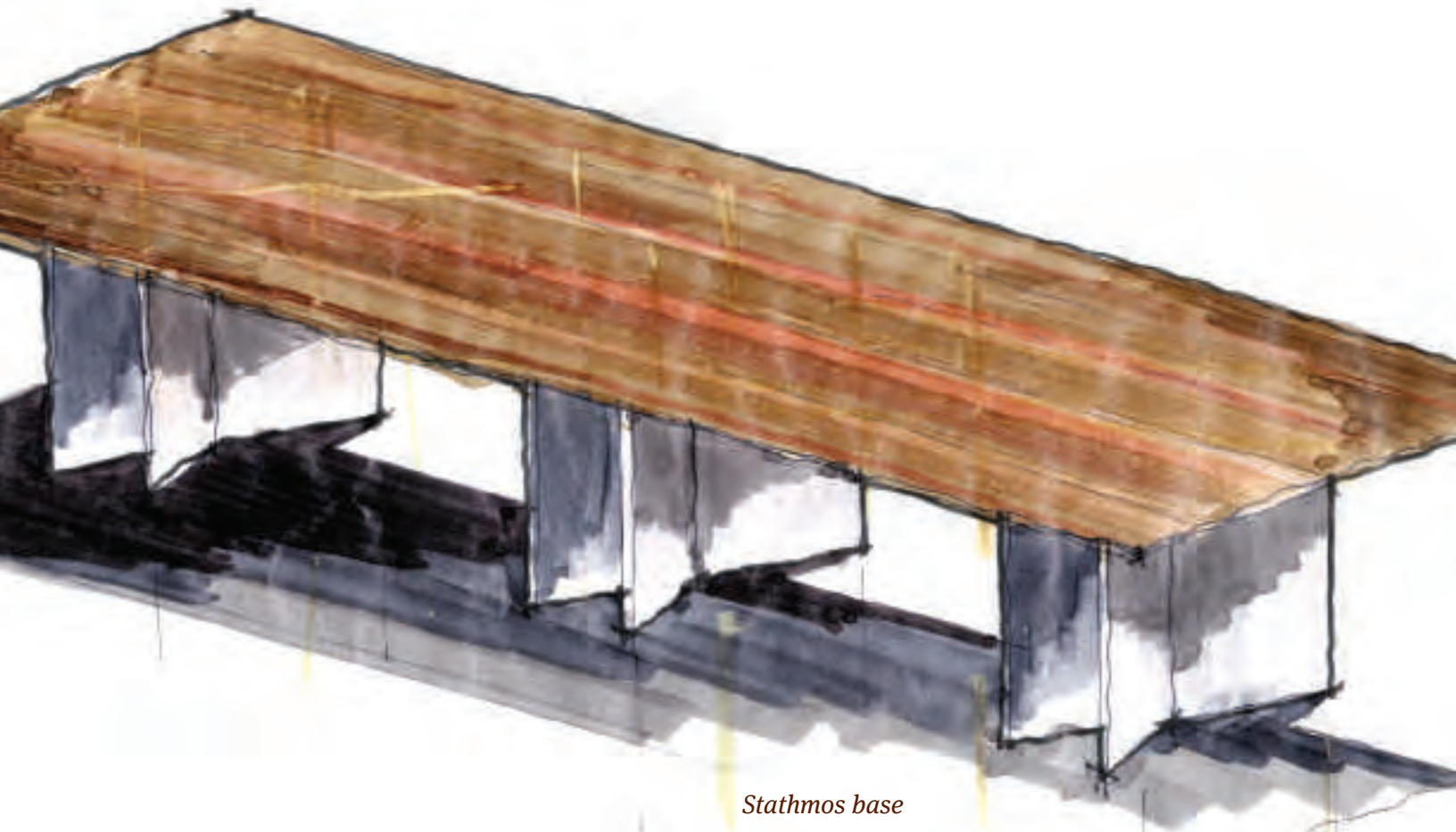


---

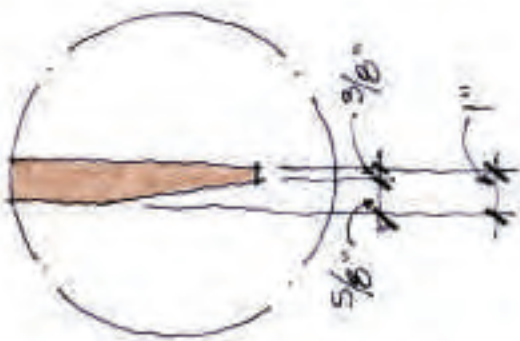
# Coming Soon

*Our newest design inspirations*

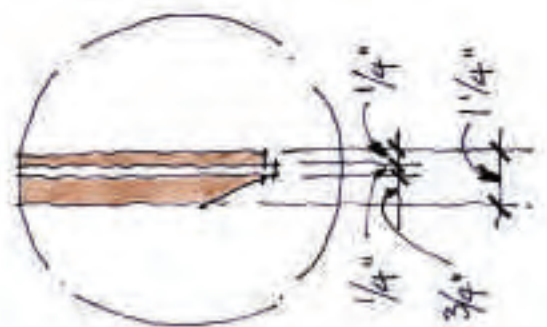
---



*Stathmos base*

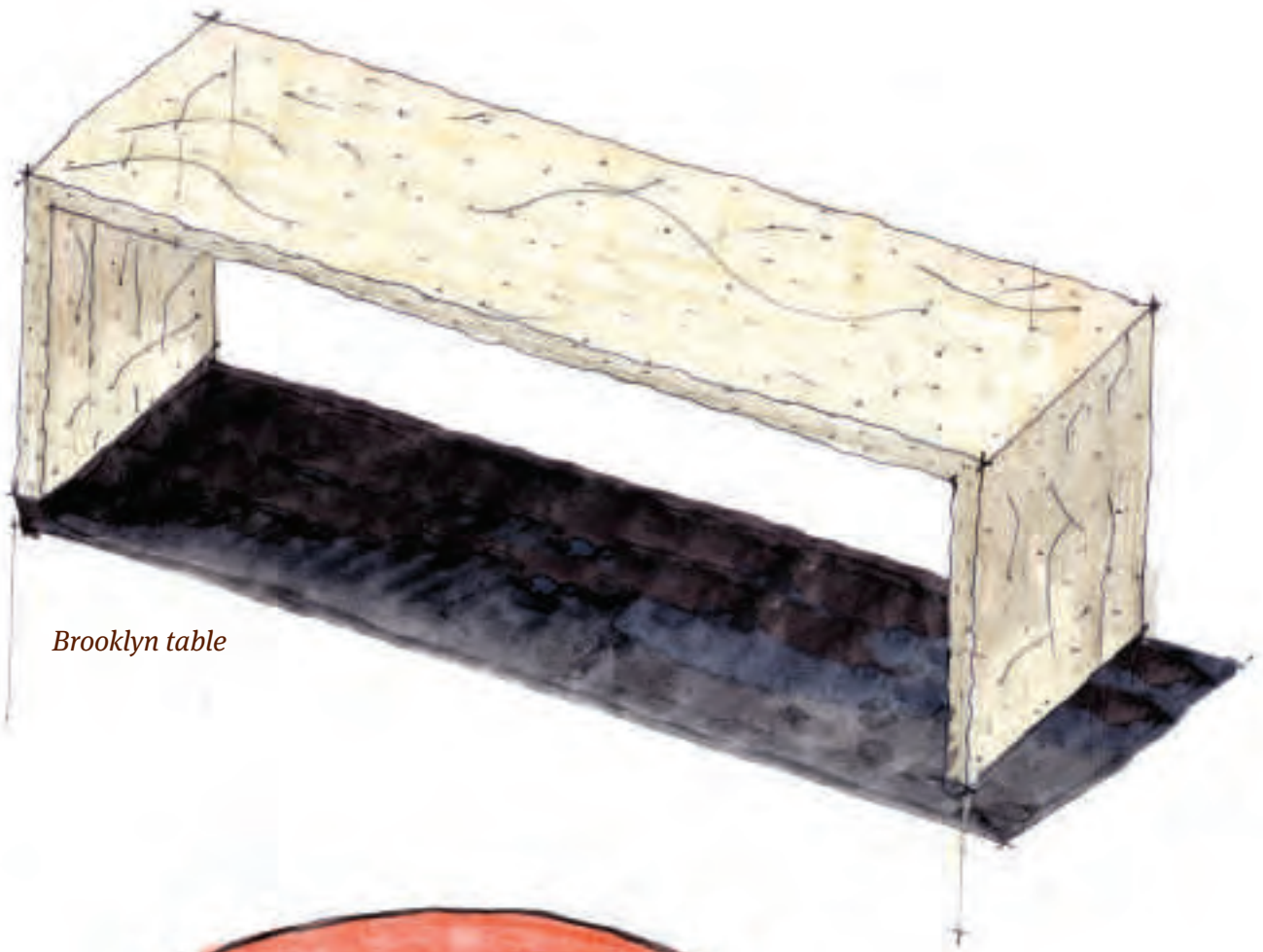


*Razor edge*



*Scissor edge*





*Brooklyn table*



*Asteri base*

PRISMATIQUE

*Prismatique.com*