



**JANUARY 2009
SPECIFICATION
GUIDE & LIST
PRICEBOOK**

TABLES BY PRISMATIQUE

TERMS AND CONDITIONS

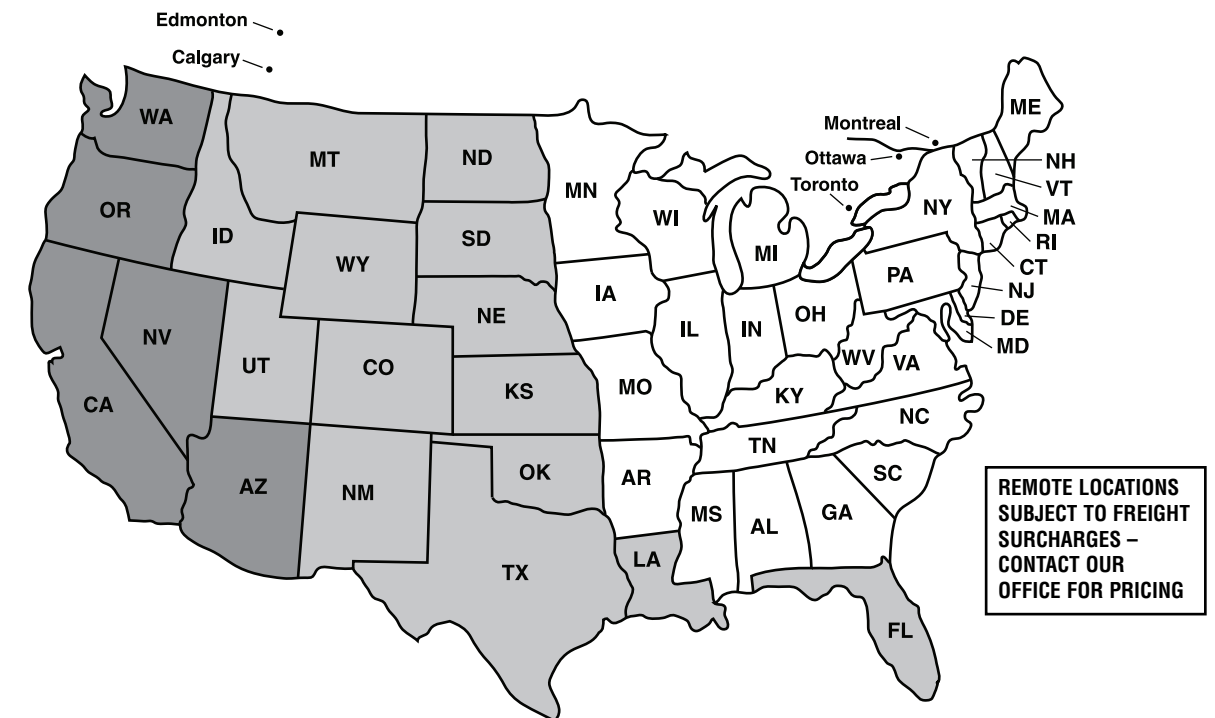
- PRICES**
- Prices are list, FOB our factory in Toronto, Canada.
 - Packaging (if required) is additional - contact our office for pricing.
 - Prices are subject to change without notice.
 - U.S. shipments are customs cleared and related fees paid by Prismatic.
- TERMS**
- New customers without established Prismatic payment history must 100% prepay prior to shipment on first three orders. 50% due at time of PO receipt.
 - Customers will be accorded terms subject to credit reference approval following first three orders.
 - Prismatic reserves the right to invoice an order at time of completion regardless of shipment date.
 - Custom orders require 50% deposit at time of PO receipt regardless of customer terms.
 - Orders exceeding \$10,000 net require 50% deposit at time of PO receipt regardless of customer terms.
 - Interest of 1 1/2% per month will be charged on overdue accounts.
- ORDERS**
- All orders are confirmed in writing and copy sent to customer.
 - All orders are subject to the terms outlined in the acknowledgment.
 - Prismatic's acknowledgement supercedes all other documentation.
- CHANGES or CANCELLATIONS**
- Changes or cancellations are accepted within one week of the original date.
 - Beyond this period, costs already incurred due to requested changes will be charged.
 - Changes may result in delayed ship date.
- RETURNS**
- Prismatic furniture is custom made and packaged and returns are not allowed under any circumstances.
- SHIPPING**
- Freight charges are extra.
 - **Guaranteed Freight / Pack Program** applies to all U.S. and partial Canadian destinations
 - Packing costs are added when we are unable to ship blanket wrapped – please inquire.
- CLAIMS**
- All furniture is given to the carrier and signed for in good condition.
 - At this point, the merchandise becomes the property of the customer.
 - Claims for damages or shortages must be placed with the carrier.
- STORAGE**
- If customer cannot accept delivery of goods when ready for shipping, Prismatic may transfer merchandise to storage at customer's expense
 - Shipments into temporary storage locations must be inspected upon arrival.
- WARRANTY**
- All standard products manufactured by Prismatic are warranted to be free of material and workmanship defects for five years from the date of delivery. Warranty is non-transferable and applies to original purchaser only. Prismatic will replace or repair (at our discretion) without cost to our customers any item found to be defective due to materials or workmanship. Prismatic retains the right to decline repair or replacement of items that have been abused (including exposure to climate variations in temperature or humidity) or subjected to any use other than that which was originally intended for our product. Any repairs by the customer must be pre-approved by Prismatic or warranty is voided. In no event shall liability under this warranty exceed the original purchase price.
 - The following exceptions are included in the above warranty:
 - a) Customized products – any item deemed “custom” will not qualify for full warranty. Limited warranty may be available but must be negotiated prior to order acceptance and clearly stated on the order.
 - b) Electrical components – warranty limited to one year from date of delivery;
 - c) Functional Mechanisms – warranty limited to three years from date of delivery;
 - d) Plastic Laminates – warranty is covered by specific laminate manufacturer, not covered under Prismatic warranty;
 - e) Wood Veneers / Finishes – the natural variations of wood are beyond the control of Prismatic and are therefore not considered defects under this warranty. All veneers are carefully selected for uniformity of color and grain. Light finishes do not mask the characteristics of most wood species; often pieces of the same wood product will not look matched. The natural color of lightly stained veneers also causes variations in the overall appearance of the products.
 - f) Painted Back Glass – As a third party manufactured material, glass can include some inherent imperfections (eg. scratches, small dirt particles) often located within the layers of the glass. The degree of visual impact once painted can vary based on location and color selected. We strive to minimize this presence on our finished tabletops but because it is the nature of glass, these imperfections may appear but are not considered a material defect and therefore not subject to replacement under warranty.
- SPECIFICATIONS**
- All weights and dimensions are approximate.
 - Product design and related specifications are subject to change without notice.

GUARANTEED FREIGHT / PACKING RATE PROGRAM

This program is based on LIST ORDER VALUE. The product may be packed and shipped via common carrier or may ship blanket wrapped in moving van. Prismatic reserves the right to choose the mode of transportation and the carrier. **If the client specifically requires that the product be packed, related crate/pack charges apply – please inquire – in addition to the common carrier transport costs.** Shipments are to receiving dock only. Site shipments can be arranged depending on load size, site access and other variables. Freight / Pack Program charges are net.

LIST ORDER VALUE	ZONE 1	ZONE 2	ZONE 3
(Minimum List Order)	(\$2800 or less)	(\$3300 or less)	(\$3600 or less)
Minimum Charge	\$335 net	\$395 net	\$430 net
Minimum Order to \$5999	9%	10%	10.5%
\$6000 to \$12499	6%	7%	8.5%
\$12500 to \$24999	4%	4.5%	5.5%
\$25000 to \$37499	3%	3.5%	4%
\$37500 plus	2.5%	3%	3.5%

• For GTA (Toronto) delivery charges, contact our office for pricing.






**REMOTE LOCATIONS
SUBJECT TO FREIGHT
SURCHARGES –
CONTACT OUR
OFFICE FOR PRICING**




ZONE 1	ZONE 2	ZONE 3
Montreal	Colorado	Calgary
Ottawa	Florida	Edmonton
SW Ontario	Idaho	Arizona
SE Ontario	Kansas	California
Arkansas	Louisiana	Nevada
Delaware	Montana	Oregon
Illinois	Nebraska	Washington
Indiana	New Mexico	
Maryland	North Dakota	
Massachusetts	Oklahoma	
Michigan	South Dakota	
New Jersey	Texas	
New York	Utah	
Ohio	Wyoming	
Pennsylvania		
Rhode Island		
Virginia		
Connecticut		
West Virginia		
Alabama		
Georgia		
Iowa		
Kentucky		
Maine		
Minnesota		
Mississippi		
Missouri		
New Hampshire		
North Carolina		
North Dakota		
South Carolina		
South Carolina		
Tennessee		
Vermont		
Washington D.C.		
Wisconsin		


MEETING TABLE SEATING CAPACITY GUIDE

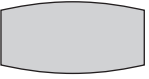


Seating capacity is approximate and based on 24" or 25" chair width, 5" apart. The chart below includes several custom table dimensions in addition to all standard offerings.


ROUND TOPS	Length	Width	Capacity
	42"	42"	4
	48"	48"	4-5
	54"	54"	5
	60"	60"	6
	72"	72"	7-8
	84"	84"	8
	96"	96"	10
	108"	108"	11
	120"	120"	12


SQUARE TOPS	Length	Width	Capacity
	42"	42"	4
	48"	48"	4
	60"	60"	8
	72"	72"	8
	84"	84"	8-12


RECTANGLE TOPS	Length	Width	Capacity
	72"	36"	6
	84"	36"	6-8
	96"	36"	8
	72"	42"	6-8
	84"	42"	6-8
	96"	42"	8
	96"	48"	8
	108"	48"	8-10
	120"	48"	10
	132"	48"	10
	144"	48"	12
	120"	60"	10-12
	132"	60"	10-12
	144"	60"	12
	168"	60"	12-14
	192"	60"	14
	216"	60"	16
	240"	60"	18
	288"	60"	20-22


RACETRACK TOPS	Length	Width	Capacity
	72"	36"	4-6
	84"	36"	6
	96"	36"	6
	72"	42"	6
	84"	42"	6
	96"	42"	8
	96"	48"	8
	108"	48"	8-10
	120"	48"	10
	132"	48"	10
	144"	48"	10-12
	120"	60"	10-12
	132"	60"	10-12
	144"	60"	10-12
	168"	60"	12-14
	192"	60"	14
	216"	60"	16
	240"	60"	18
	288"	60"	20

BOAT TOPS	Length	Width	Capacity
	72"	36"/25"	6
	84"	42"/30"	6
	96"	42"/30"	8
	96"	48"/35"	8
	108"	48"/35"	8-10
	120"	48"/35"	10
	132"	48"/35"	10
	144"	48"/35"	12
	120"	60"/42"	10-12
	132"	60"/42"	10-12
	144"	60"/42"	12
	168"	60"/42"	12-14
	192"	60"/42"	14
	216"	60"/42"	16
	240"	72"/48"	18
	288"	72"/48"	22

WEDGE TOPS	Length	Width	Capacity
	84"	48"/28"	5-6
	96"	48"/28"	7-8
	108"	48"/28"	7-8
	120"	60"/35"	9-10
	132"	60"/35"	9-10
	144"	60"/35"	11-12
	168"	60"/35"	11-12
	192"	60"/35"	13-14
	216"	60"/35"	15-16
	240"	60"/35"	17-18

ARTICULATING INFINITY	Length	Width	Capacity
	57"	42"	1-3

Center Table	Length	Width	Capacity
	96"	33"	3
	120"	35"	4
	144"	38"	4-5
	180"	41"	6

MODULAR (GOSH! Kable T)	Length	Width	Capacity
	60"	42"	4-5
	66"	42"	4-5
	72"	42"	4-5
	60"	48"	4-5
	66"	48"	4-5
	72"	48"	4-5
	84"	48"	4-7
	90"	48"	6-7
	72"	54"	4-5
	84"	54"	4-7
	90"	54"	6-7

SURFACE FINISHES

WOOD VENEERS • HARDWOOD EDGES

General Info

Veneer tops and hardwood edges are available in flat cut species of Maple, Cherry and Walnut. Top surfaces are book matched Architectural Grade A Veneers; lesser quality veneers are bonded to underside of tops for balance. Top finish is semi-open, medium sheen, clear catalyzed lacquer. Refer to VENEER CARD for standard finishes.

Custom Stains and Veneers

Custom stain charge is \$198.00 NET for set-up and \$44.00 NET per unit. Premium veneers such as Sycamore, Anigre, Bird's Eye Maple and Curly Maple are available at an upcharge.

Maintenance

Clean with mild soap and water. Wipe dry with pattern direction. Do not use abrasive cleaners or wax.

PLASTIC LAMINATES

General Info

High pressure plastic laminates in solids, patterns and woodgrains from Formica, Wilsonart, Nevamar and Pionite are available in matte finishes and at standard list prices. Premium priced laminates within these lines are subject to an upcharge. For these or laminates from other manufacturers such as Laminart or Abet, please call us for a quote.

Laminate tops with COLORA or wood edge feature an 1/8" dia. COLORA Inlay; no inlay is an option – please inquire.

Samples

Actual samples are available direct from laminate manufacturers. Their standard offerings change frequently. For samples and availability contact:

Pionite 800 746-6483
Nevamar 800 638-4380
Wilsonart 800 433-3222
Formica 800 FORMICA

Vinyl Edge

Flat or Reeded Vinyl edges are available in 13 standard colors – refer to VINYL EDGE CARD. Custom color charge is \$495.00 NET.

Maintenance

Clean with mild soap and water. Do not use abrasive cleaners or wax.

COLORA

General Info

COLORA is a textured polyurethane material applied to MDF board in two steps. It is scratch-resistant and stain proof. Although highly durable, COLORA surfaces are not as hard as laminates. COLORA is leather-like in appearance and seamless. It is applied to table tops and edges. All table tops in plastic laminates, veneers and COLORA with COLORA edge profiles feature 1/8" dia. inlay in matching or contrasted COLORA color. COLORA is available in 21 standard colors – refer to COLORA CARD. Custom color charge is \$275.00 NET per color mix.

Maintenance

Clean with mild soap and water. Do not use abrasive cleaners or wax.

STONE

General Info

Standard marble and granite varieties are shown in the STONE CARD. PrismaTique will make available most stones specified by customer, often at no upcharge. Stone surfaces vary greatly in color, texture, pattern and quality. Marble in particular is seldom free of fine cracks or other imperfections. All stone surfaces have natural polish. All stone tops are supplied with black painted plywood subtops.

Maintenance

Clean with mild soap and water. Do not use abrasive cleaners. Regular waxing of marble (only) surfaces is recommended.

GLASS



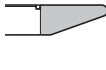

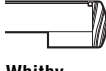
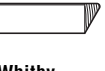


General Info

Light scratches, waves or tiny bubbles are inherent to glass fabrication and to be expected.

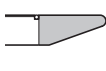


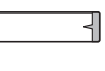
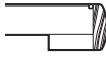
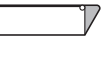





Maintenance Clean with commercial glass cleaner only.

TOP-EDGE CONFIGURATIONS

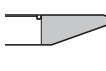
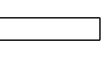
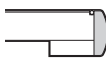
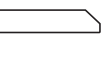
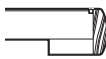
VENEER TOPS are 1" thick (3/4" for Whitby and Parsons) medium or high density particleboard core edged with hardwood or COLORA colors.

Konverse	GOSH!, Infinity, Parsons
	
	
	
	

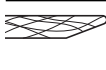
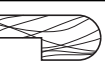


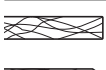


LAMINATE TOPS are 1" thick (3/4" for Whitby and Parsons) medium or high density particleboard core edged with hardwood, vinyl or COLORA colors.

Konverse	GOSH! & Infinity
	
	
	
	
	
	


COLORA TOPS are 1" thick (3/4" for Whitby and Parsons) high density particleboard with self or hardwood edges.

Konverse	Whitby, Parsons
	
	
	

STONE TOPS are 3/4" thick with same or built-up edges

Konverse & Occasionals	Konverse
	
	
	
	

GLASS TOPS are 1/2" or 3/4" thick and are clear or sandblasted

Occasionals


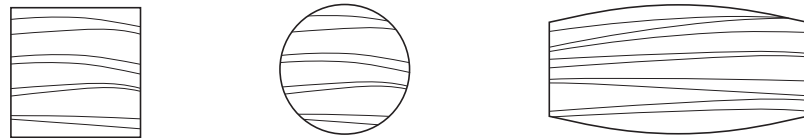
WOODGRAIN DIRECTION ON VENEER and LAMINATE TOPS

Grain directions on wood veneer and wood pattern laminate table tops vary according to size, shape and configuration. Every effort is made to ensure continuation of wood grain direction and pattern, and consistency of stain and sheen on sectioned-top meeting tables and ganged configurations of modular tables.

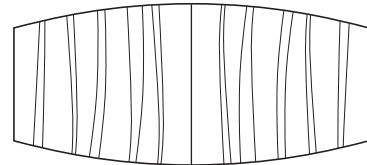
MEETING TABLES

All shapes of table tops that are 96" or smaller have Length Grain – wood grain runs parallel to length of top. Table tops in one or more sections, 108"L or larger have Width Grain – wood grain runs across the width of top. Sectioned tops utilize Same-Flitch Veneers to ensure consistent grain pattern.

LENGTH GRAIN TOPS



WIDTH GRAIN TOPS



INFINITY ARTICULATING TABLES

Articulating table tops are uniformly Length Grain. 144" and 180"L tops are sectioned and End-Matched as close as possible.

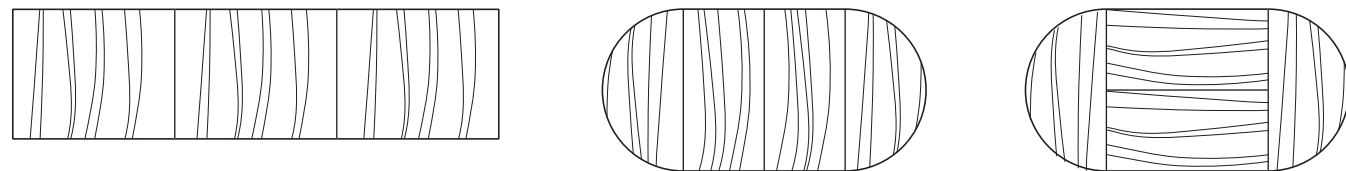
LENGTH GRAIN TOPS



MODULAR TABLES

Infinity, GOSH! and Whitby modular tables utilize Same-Flitch Veneers or wood grain laminates with same pattern, color and sheen and are consistently Side- or End-Matched depending on the table configuration. Grain directions and/or Side- or End-Matching can be customized – an upcharge applies.

SIDE-MATCHED TABLE LAYOUTS



END-MATCHED TABLE LAYOUTS

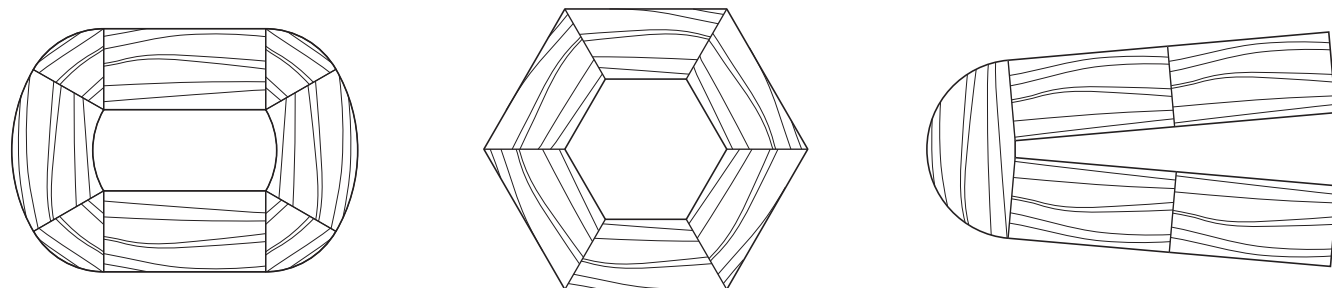


TABLE BASES AND MODESTY PANELS • CONSTRUCTION AND FINISHES

TABLE BASES • METAL

For the most part, table bases incorporate various gauges of sheet, barstock or tubular steel and extruded or cast aluminum components. Tubular steel in square or round profiles are utilized for T-, C- and Cross shapes in GOSH!, Konverse, Parsons, etc. Sheet steel is rolled to form Konverse Drum bases and Occasional Metal Drum Tables. Barstock steel, rolled and welded is used for base elements of Konverse, T and Cross tables and Ronde series. Mounting top plates in various sizes and meeting table underframes are constructed with sheet and tubular steel respectively. Stainless sheets are applied to wood cores in production of Occasional Metal Cube Tables. Infinity series incorporate extruded columns and cast aluminum components in Column, T and C base styles. Konverse Panel base trim and Marker Board frame are extruded aluminum. Steel and aluminum bases, connector plates, top support rails and flip top mechanism are coated with COLORA colors. Certain table series also offer plated finishes on steel.

TABLE BASES • WOOD

Whitby table legs and apron are solid maple available in clear or stained finishes. GOSH! Cube bases are medium or high-density particleboard in COLORA colors or veneers. Wood veneers are laminated to wood core in Occasional Drum tables and steel core in Konverse Drum bases.

MODESTY PANELS

Flat, Flat Folding and J Modesty Panels for Infinity and GOSH!, Articulating, Training and Modular tables are formed or extruded aluminum. Flat Modesty is bolted to underside of top and requires tools for installation and removal. Flat Folding Modesty folds under and parallel to table underside and features an optional wire manager. J Modesty is in ribbed pattern, contains a large wire through and is removable without tools. J Modesty is available up to 10' long. All panels are finished in COLORA colors to match table bases unless specified otherwise.

FINISHES

Colora

COLORA is a textured polyurethane material applied to steel and aluminum in two steps. It is scratch-resistant and stain proof. COLORA is leather-like in appearance and seamless. COLORA is available in 21 standard colors – refer to COLORA CARD. Custom color charge is \$275.00 NET per color mix.

Plated Finishes • Chrome

Nickel chrome in polished (mirror) or satin finishes is applied to steel base components.

Stainless Steel

Metal Cube occasional tables and custom occasional and Konverse drums in stainless steel are offered in polished (mirror) or satin (brushed) finishes.

Maintenance

COLORA and plated steel surfaces can be cleaned with mild soap solution or glass cleaner and wiped dry with soft cloth. Do not apply abrasive cleaners, polish or lubricants to table bases or mechanical parts.

SELECTED COMPONENT FEATURES and SPECIFICATIONS



Flip Top • Double Base
Rigid and simple to operate heavy duty flip top assembly comprised of tubular and formed steel components painted in same color as bases and 2 levers which operate the double-engaging locking system. Flip top option is available for virtually all modular table shapes and meeting tables up to 8' long. Flip top tables are shipped assembled.



Folding Modesty
Flat pattern aluminum in 21 COLORA colors. Hinge mechanism provides articulation to fixed or folding (over table bases) positions. Optional plastic wire manager.
Dimensions: 9" high x 60" or 72" long.
Infinity and GOSH! Modular and Training.



Flip Top • Single Base
GOSH! Multipurpose Round and Square tables are optionally equipped with flip mechanism constructed of steel which hinges open like clam shell upon rotation of handle bar. Safety latch locks top in flat and open positions. Finished in same color as table base.



Fixed Modesty
Flat pattern aluminum panel in 21 COLORA colors is bolted to underside of tabletop.
Dimensions: 9" high x 42" – 84" long.
GOSH! Modular and Training.



Nesting 1
Modular/Training tables with Flat Folding Modesty require small amount of space for storage when not in use. Infinity and GOSH!



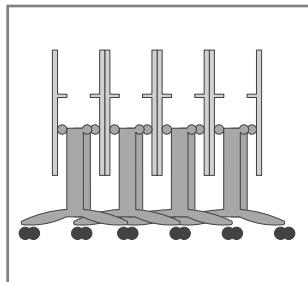
J Modesty
Extruded aluminum in ribbed pattern, features a large divided wire management tray. Removable without tools. Available in 21 COLORA colors.
Dimensions: 7 1/2" high x 42" – 120" long.
Infinity and GOSH! Modular and Training; Infinity Articulating.



Nesting 2
Modular / Training tables with J Modesty (or fixed Flat Modesty) require no additional nesting space. Infinity and GOSH!



Glides
All table bases (except the Occasionals) provide up to 3/4" height adjustability. Depending on table series, glides are black, 1" to 1 3/4" dia.




Nesting 3
Back-to-back table nesting allows storing more tables in less space. 8 tables can be nested in an area 6' x Table Length.



Castors
Locking casters are available for most table series. They must be specified at time of order. Caster option does not change height of tables.
Infinity: 3" dia., black with silver brake.
GOSH!: 3" dia., black.
AV Carts, Lectern: 3" dia.
Frames: 3" dia., Silver face with black lining and brakes.



Folding Base
Heavy duty construction with nylon injected molded frame and an extruded aluminum mechanism. Single press-down lever; can be operated by hand or foot. Positive lock in folded or upright positions. Black finish. Bases lay flat on tables as short as 56"L. Folding base tables are shipped assembled.
Infinity and GOSH! Modular and Training.



Gang Set
Each set consists of two brackets, a linking bar and two thumb screws. Gang Sets are utilized to link and level multiple table configurations. Ganging 20", 24", 30" and 36" sides require 1 set; 42" and over sides require 2 sets. No tools required for adjustment.

TABLE CARTS

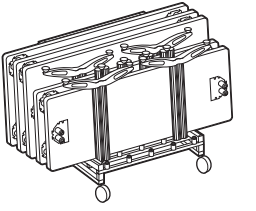

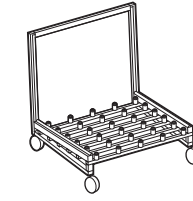
ALL TABLES

Table carts are tubular steel construction in black finish and equipped with 5" dia. wheels.

TRH6 CART • INFINITY (removable bases only)

Stores 6 Tables without Modesty Panel. Base connector plates with bumper tipped inner columns remain attached to table undertops to protect tables during storage. Sets of Column or T Bases slide into rubber tipped shafts welded to Cart platform and stay upright between table tops.
Dimensions: 36" x 32 1/2" x 36" H
TRH6 CART

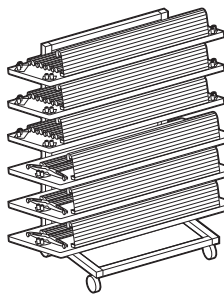
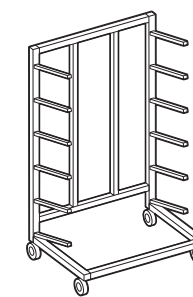
QTY1	QTY3	QTY10
1615	1494	1301



TRV6 CART • GOSH! and INFINITY

Stores 6 Tables with folding T or C bases with or without folding modesty. Also suitable for Tables with J Modesty Panel which user elects not to remove. Infinity Column or T Base store above table undertops. Max. table depth, 36".
Dimensions: 42" x 30" x 71" H
TRV6 CART

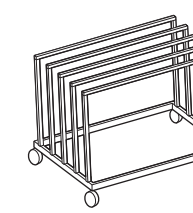
QTY1	QTY3	QTY10
1560	1381	1242



TR4 CART • GOSH! and INFINITY

Stores 4 Folding T or C Base Tables with or without Flat Folding Modesty or 4 GOSH! Folding (2" dia.) Column Base Tables. Cart length and divider heights vary depending on table dimensions. Minimum Door Clearance: 32" wide. Larger carts for 5 or more tables are customized according to door clearance.
Dimensions: 36" x 42" x 32" H
TR4 CART

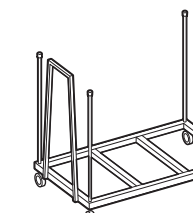
QTY1	QTY3	QTY10
1381	1208	1132



TVA CART • GOSH!


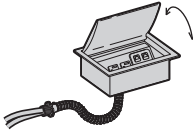

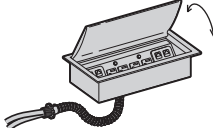

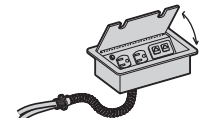
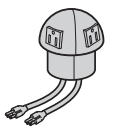
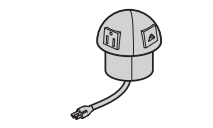




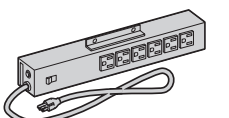
Stores 4 GOSH! Folding 4" dia. Column Base Tables
Dimensions: 52" x 30" x 41" H
TVA CART

QTY1	QTY3	QTY10
1560	1381	1242












SURFACE POWER/COMMUNICATION UNITS

All items below are factory installed. Interface Access Doors with Frame are Prismatic's proprietary components. Power units are UL Listed and CSA certified. Faceplate connectors must be added.

ITEM	DESCRIPTION	LIST
		
INFJ	SMALL INTERFACE	\$682.00
INFJ - H	SMALL INTERFACE - HARDWIRED	\$682.00
INFJ - S	SMALL INTERFACE - STONE TOP	\$936.00
INFJ - SH	SMALL INTERFACE - STONE TOP - HARDWIRED	\$936.00
	Mounts beneath table surface; contains two simplex outlets, circuit breaker, one faceplate and a simplex receptacle in the bottom for daisy chaining. Box is steel. 9' cord with 15 amp plug. Access door is framed, wing shape, flush-fit aluminum available in 21 COLORA colors. Frame (with brushline): 8" x 6". Lid: 7" x 4".	
	ADD FOR SATIN OR MIRROR FINISH	\$362.00
		
INF	INTERFACE	\$855.00
INF - H	INTERFACE - HARDWIRED	\$855.00
INF - S	INTERFACE - STONE TOP	\$1109.00
INF - SH	INTERFACE - STONE TOP - HARDWIRED	\$1109.00
	Mounts beneath table surface; contains four simplex outlets, circuit breaker, two side and two bottom faceplates. A simplex receptacle in the bottom of the unit can be used for daisy chaining. Box is steel. 9' cord with 15 amp plug. Access door is framed, wing shape, flush-fit aluminum available in 21 COLORA colors. Frame (with brushline): 14" x 6". Lid: 13" x 4".	
	ADD FOR SATIN OR MIRROR FINISH	\$438.00
		
INT	INTERACT BOX	\$388.00
INT - H	INTERACT BOX - HARDWIRED	\$388.00
INT - S	INTERACT BOX - STONE TOP	\$642.00
INT - SH	INTERACT BOX - STONE TOP - HARDWIRED	\$642.00
	Basic recessed power/communication unit with duplex receptacle, circuit breaker, a telecom faceplate and a simplex outlet in the bottom for daisy chaining. Self closing, spring loaded lid with wire exit holes. Black finish steel box and lid. 9' cord with 15 amp plug. 8 1/2" x 5".	
		
SPHERE	POWER SPHERE	\$300.00
SPHERE - S	POWER SPHERE - STONE TOP	\$393.00
	Temporary power tap with four simplex outlets and two 6' cords with 15 amp plugs. 3 1/2" dia. X 1 3/4" high. Fits into 3" dia. hole. Black plastic.	
		
SPHERE - PC	POWER/COMMUNICATION SPHERE	\$241.00
SPHERE - SS	POWER/COMMUNICATION SPHERE - STONE TOP	\$333.00
	Same as above except with two outlets and space for two voice or data jacks; adapter kit is included.	
		
PORT	MINIPOWER UNIT	\$277.00
	Tabletop unit with two simplex outlets. 6' cord with 15 amp plug and adapter kit for two voice/data jacks. Black finish plastic case and lid.	
		
UTP	UNDERTOP POWER UNIT	\$307.00
	Black finish steel box contains three simplex outlets and a telecom faceplate. 9" x 2" x 2". Mounts under table tops or inside storage cabinets, AV carts and lecterns. 6' cord with 15 amp plug.	
		
PBS	POWER BAR • SUPPRESSOR	\$329.00
	Single circuit power bar with six 15 amp outlets, off/on switch with light indicator, surge suppressor and noise filter. Provides maximum protection for computers and other electronic equipment. Metal housing. 6' cord.	



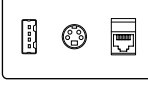
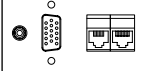
VOICE - NETWORK - PRESENTATION PORTS

All connector modules listed below are mounted on telecom faceplates which snap into surface power/communication units. Supply cables and/or plugs are not supplied and must be hardwired on location by specialists. If no connectors are specified, faceplates are supplied blank. Faceplate capacity is up to 4 ports; more can be accommodated depending on the types required.



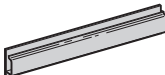
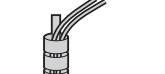
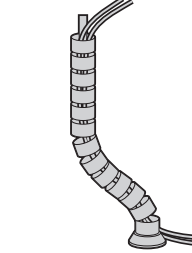
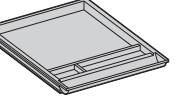
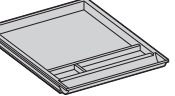
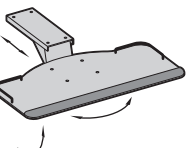
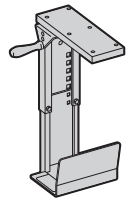
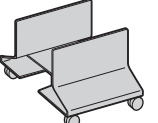
ITEM	LIST
	RJ45 DATA JACK • Cat6 • Siemons • Orange/Black Icon • Hardwired \$59.00
	RJ11 VOICE JACK • Cat3 • Siemons • White/Black Icon • Hardwired \$39.00
	USB CONNECTOR • A or B Type • Peripherals • Female \$59.00
	DB9 9 PIN CONNECTOR • Whiteboard, Video Imaging • Female/Female \$65.00
	HD-DB15 15 PIN VGA CONNECTOR • Computer, Video • Female/Female \$102.00
	MINI STEREO AUDIO JACK • 3.5mm • Female/Solder \$12.00
	RCA AUDIO/VIDEO PORT • White, Red or Yellow • Female/Female \$26.00
	XLR 4 PIN CONNECTOR • Audio (microphones, etc.) • Female/Solder \$121.00
	S VIDEO SVHS CONNECTOR • Audio Visual • Female/Solder \$129.00

SAMPLE FACEPLATES

Telecom faceplates measuring 3 1/8" x 1 3/4" may be specified in a variety of configurations for connections to voice, network, multimedia and presentation equipment. Below are a few samples.

	(1) RJ11 (1) RJ45	Order Code #RRJJA
	(1) RJ11 (3) RJ45	Order Code #RRJJB
	(1) USB (1) S VIDEO (1) RJ45	Order Code #USRJ1
	(1) MINI STEREO (1) HD DB15 (2) RJ45	Order Code #MHRJ3

WIRE MANAGEMENT • ACCESSORIES

ITEM	LIST
	GROM1 GROMMET • 2 1/4" dia. (3" dia. Cover). Black or Silver \$30.00
	GROM2 GROMMET • 1 3/4" dia. (2 3/4" dia. Cover). Black. Grommets are factory installed. \$30.00
	WHV HORIZONTAL WIRE MANAGER Self stick. Price per foot. Supplied (no charge) with Surface Power/Communication Units. \$12.00 /ft.
	LWM LARGE WIRE MANAGER Supplied (no charge) with all meeting table series. \$23.00 /ft.
	SNAKE VERTICAL WIRE MANAGER Flexible wire through in Black or Silver. 2 1/2" dia. X 32" long; 4" dia. Weighted base. \$185.00
	LM LEG WIRE MANAGER Snap on table legs. Approx. 24" long. Supplied (no charge) with Surface Power/Communication Units. Black. \$30.00
	DRWR CENTER DRAWER Narrow pencil drawer, factory installed in training tables. 14" wide and 18" deep. Black injection molded plastic, full extension glides. Factory installed. \$105.00
	AKP2 ARTICULATING KEYBOARD Keyboard arm provides 360° rotation, 6" of lever-free height adjustment and 15° positive and negative tilt. 27" x 12" x 1/2" thick black phenolic laminate equipped with mouse guards and palm pad. Factory installed. \$572.00
	CPU HOLDER Vertically mounts to underside of work surface. Height and width adjustable (up to 8 1/2" w). Slides and rotates. Black finish. Factory installed. \$261.00
	MOBILE CPU HOLDER Casters. 5" to 10" widths. Grey. Also available in all COLORA colors for upcharge. \$99.00

Prismatique Designs Ltd.

95 Wingold Avenue
Toronto Ontario, Canada M6B 1P8

Phone 416 961 7333 tables@prismatique.com
Toll free 888 414 7333 www.prismatique.com
Fax 416 925 3295

