

**VIDRO  
BY PRISMATIQUE**

**JANUARY 2009  
SPECIFICATION GUIDE  
& LIST PRICEBOOK**

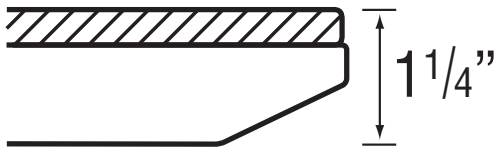
**SUPPLEMENT TO ONLINE  
SPECIFICATION GUIDE  
& PRICEBOOK AVAILABLE AT**

[www.prismatique.com/pricing.aspx](http://www.prismatique.com/pricing.aspx)

## FEATURES

---

- > 1 1/4" table top composite includes 1/4" starphire glass adhered to M.D.F. sub top.
- > Vidro is the first glass table series offering colors in back painted crystal clear starphire glass (no green pigmentation) providing "true" color without the distortion of thicker glass or laminated films.
- > EDGE PROFILE:



- > Table top electrical/communication units (INF; INFJ) are available with some location restrictions with under top options (UTP) attachable anywhere under the sub top or within custom aprons.
- > Vidro is available in conference, caucus and cafe configurations but is not recommended for training or multipurpose applications where mobility, fliptops or folding performance is a requirement.

## FINISHES

---

- > Standard glass colors consist of 21 COLORA options. Customer's own color match can be done as a custom and requires submittal of color swatch. Custom color charge is \$630.00 Net per color MIX

## BASES

---

- > Vidro NEXTT: T-Base & Cross Base
- Vidro Konverse: Drum Base; Panel Base; T-Base & Cross Base
- Vidro Parsons: 2" x 2" Square Frame profile
- Vidro Plate: Beveled Round; Beveled Square
- Vidro Custom: Other bases will be evaluated and quoted on a custom quotation basis.


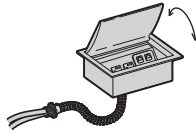

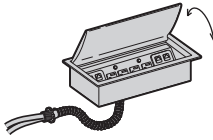
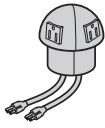
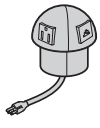

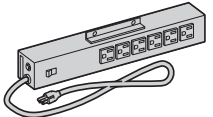
## WARRANTY DISCLAIMER

---

- > Painted Back Glass – As a third party manufactured material, glass can include some inherent imperfections (eg. scratches, small dirt particles) often located within the layers of the glass. The degree of visual impact once painted can vary based on location and color selected. We strive to minimize this presence on our finished tabletops but because it is the nature of glass, these imperfections may appear but are not considered a material defect and therefore not subject to replacement under warranty.










## SURFACE POWER/COMMUNICATION UNITS

All items below are factory installed. Interface Access Doors with Frame are Prismatic's proprietary components. Power units are UL Listed and CSA certified. Faceplate connectors must be added.

ITEM	DESCRIPTION	LIST
 	<b>INFJ - V</b> SMALL INTERFACE - GLASS TOP	\$936.00
	<b>INFJ - VH</b> SMALL INTERFACE - GLASS TOP - HARDWIRED Mounts beneath table surface; contains two simplex outlets, circuit breaker, one faceplate and a simplex receptacle in the bottom for daisy chaining. Box is steel. 9' cord with 15 amp plug. Access door is framed, wing shape, flush-fit aluminum available in 21 COLORA colors. Frame (with brushline): 8" x 6". Lid: 7" x 4".	\$936.00
	<b>Add for Satin or Mirror Finish</b>	<b>\$362.00</b>
 	<b>INF - V</b> INTERFACE - GLASS TOP	\$1109.00
	<b>INF - VH</b> INTERFACE - GLASS TOP - HARDWIRED Mounts beneath table surface; contains four simplex outlets, circuit breaker, two side and two bottom faceplates. A simplex receptacle in the bottom of the unit can be used for daisy chaining. Box is steel. 9' cord with 15 amp plug. Access door is framed, wing shape, flush-fit aluminum available in 21 COLORA colors. Frame (with brushline): 14" x 6". Lid: 13" x 4".	\$1109.00
	<b>Add for Satin or Mirror Finish</b>	<b>\$438.00</b>
 	<b>SPHERE - V</b> POWER SPHERE - GLASS TOP Temporary power tap with four simplex outlets and two 6' cords with 15 amp plugs, 3 1/2" dia. X 1 3/4" high. Fits into 3" dia. hole. Black plastic.	\$393.00
	<b>SPHERE - VV</b> POWER/COMMUNICATION SPHERE - GLASS TOP Same as above except with two outlets and space for two voice or data jacks; adapter kit is included.	\$333.00
	<b>UTP</b> UNDERTOP POWER UNIT Black finish steel box contains three simplex outlets and a telecom faceplate. 9" x 2" x 2". Mounts under table tops or inside storage cabinets, AV carts and lecterns. 6' cord with 15 amp plug.	\$307.00
	<b>PBS</b> POWER BAR • SUPPRESSOR Single circuit power bar with six 15 amp outlets, off/on switch with light indicator, surge suppressor and noise filter. Provides maximum protection for computers and other electronic equipment. Metal housing. 6' cord.	\$329.00



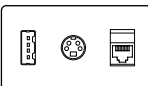
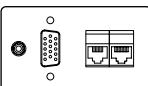
## VOICE - NETWORK - PRESENTATION PORTS

All connector modules listed below are mounted on telecom faceplates which snap into surface power/communication units. Supply cables and/or plugs are not supplied and must be hardwired on location by specialists. If no connectors are specified, faceplates are supplied blank. Faceplate capacity is up to 4 ports; more can be accommodated depending on the types required.



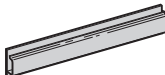

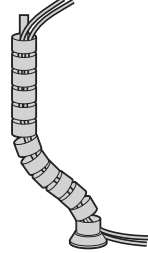

ITEM	LIST
 <b>RJ45</b> DATA JACK • Cat6 • Siemons • Orange/Black Icon • Hardwired	\$59.00
 <b>RJ11</b> VOICE JACK • Cat3 • Siemons • White/Black Icon • Hardwired	\$39.00
 <b>USB</b> CONNECTOR • A or B Type • Peripherals • Female	\$59.00
 <b>DB9</b> 9 PIN CONNECTOR • Whiteboard, Video Imaging • Female/Female	\$65.00
 <b>HD-DB15</b> 15 PIN VGA CONNECTOR • Computer, Video • Female/Female	\$102.00
 <b>MINI STEREO</b> AUDIO JACK • 3.5mm • Female/Solder	\$12.00
 <b>RCA</b> AUDIO/VIDEO PORT • White, Red or Yellow • Female/Female	\$26.00
 <b>XLR</b> 4 PIN CONNECTOR • Audio (microphones, etc.) • Female/Solder	\$121.00
 <b>S VIDEO</b> SVHS CONNECTOR • Audio Visual • Female/Solder	\$129.00

### SAMPLE FACEPLATES

Telecom faceplates measuring 3 1/8" x 1 3/4" may be specified in a variety of configurations for connections to voice, network, multimedia and presentation equipment. Below are a few samples.


	(1) RJ11 (1) RJ45	Order Code #RRJJA
	(1) RJ11 (3) RJ45	Order Code #RRJJB
	(1) USB (1) S VIDEO (1) RJ45	Order Code #USRJ1
	(1) MINI STEREO (1) HD DB15 (2) RJ45	Order Code #MHRJ3

## WIRE MANAGEMENT • ACCESSORIES

ITEM	LIST
 <b>GROM1</b> GROMMET • 2 1/4" dia. (3" dia. Cover). Black or Silver	\$74.00
 <b>GROM2</b> GROMMET • 1 3/4" dia. (2 3/4" dia. Cover). Black. Grommets are factory installed.	\$74.00
 <b>WHV</b> HORIZONTAL WIRE MANAGER Self stick. Price per foot. Supplied (no charge) with Surface Power/Communication Units.	\$12.00 /ft.
 <b>LWM</b> LARGE WIRE MANAGER Supplied (no charge) with all meeting table series.	\$23.00 /ft.
 <b>SNAKE</b> VERTICAL WIRE MANAGER Flexible wire through in Black or Silver. 2 1/2" dia. X 32" long; 4" dia. Weighted base.	\$185.00
 <b>LM</b> LEG WIRE MANAGER Snap on table legs. Approx. 24" long. Supplied (no charge) with Surface Power/Communication Units. Black.	\$30.00

**VIDRO NEXTT T and CROSS BASE TABLES • PAINTED BACK GLASS TOP**

See COLORA CARD for standard Vidro tabletop color choices. Customer's own color must be pre-approved through custom quotation. Refer to Vidro Feature & Specifications for product details and select electrical/communications units as required. Bases standard Stainless Steel in COLORA, Polished and Satin Stainless options upcharged. Tables are 29" high.



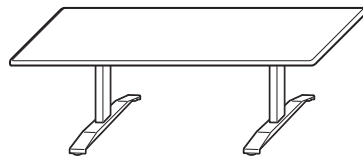
ITEM	TOP DIMENSIONS
<b>ROUND</b>	
641V-30	30" dia.
641V-36	36" dia.
641V-42	42" dia.
641V-48	48" dia.
641V-54	54" dia.
641V-60	60" dia.



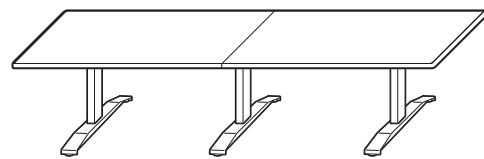
ITEM	TOP DIMENSIONS
<b>ARCED SQUARE</b>	
<b>One-Column</b>	
647V-42	42" x 42"
647V-48	48" x 48"
<b>Four-Column</b>	
647V-54	54" x 54"
647V-60	60" x 60"



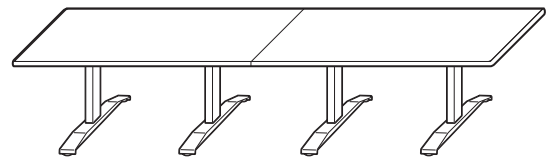
ITEM	TOP DIMENSIONS
<b>SQUARE</b>	
<b>One-Column</b>	
642V-42	42" x 42"
642V-48	48" x 48"
<b>Four-Column</b>	
642V-54	54" x 54"
642V-60	60" x 60"



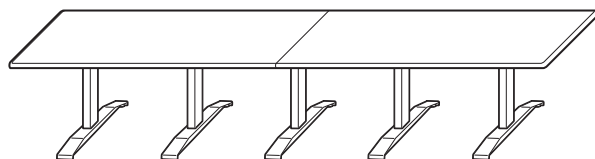
ITEM	TOP DIMENSIONS
<b>RECTANGLE</b>	
645V-7236	72" x 36"
645V-8442	84" x 42"
645V-9648	96" x 48"
645V-1084 (Top in 2 sections)	108" x 48"



ITEM	TOP DIMENSIONS
<b>sectioned tops</b>	
645V-1204	120" x 48"
645V-1324	132" x 48"
645V-1444	144" x 48"
645V-1206	120" x 60"
645V-1326	132" x 60"
645V-1446	144" x 60"



645V-1686	168" x 60"
645V-1926 (Top in 3 sections)	192" x 60"



645V-2166 (Top in 3 sections)	216" x 60"
645V-2406 (Top in 4 sections)	240" x 60"

- Center Located Power Unit over T-Base or One-Column Cross Base: Add \$450.
- Access Door in One-Column Cross Base: Add \$235.
- All T-Bases include Access Door.

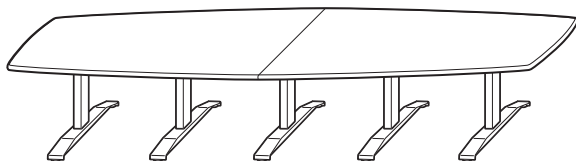
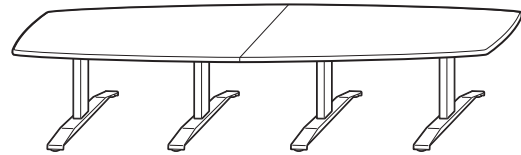
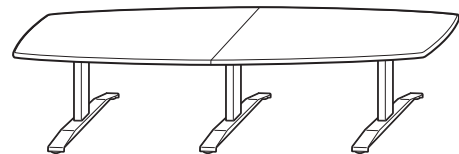
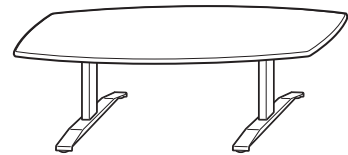
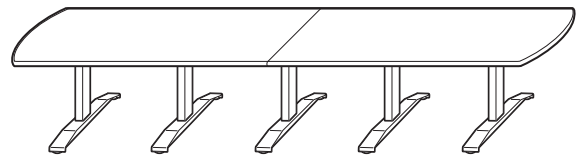
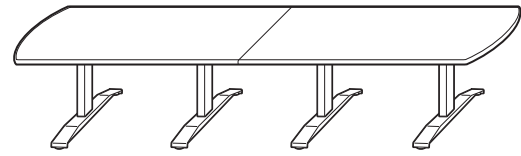
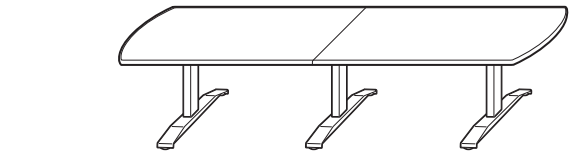
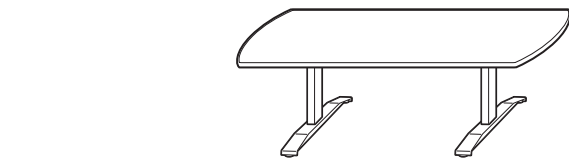
**PAINTED BACK GLASS TOP**

**ADD BASE UPGRADES**

QTY1	QTY3	ADD CRATE NET \$	ADD BASE UPGRADES	
			POL STAIN.	SATIN STAIN.
2179	1974	116	1311	905
2498	2293	116	1311	905
3112	2898	122	1311	905
3841	3514	139	1571	1100
4379	4051	172	1571	1100
5044	4709	191	1571	1100
1 1/4" RB				
3679	3360	122	1311	905
4228	3901	139	1571	1100
5548	5208	172	1971	1174
6252	5911	191	1971	1174
3324	3036	122	1311	905
3764	3471	139	1571	1100
5058	4718	172	1971	1174
5647	5306	191	1971	1174
5085	4749	208	1378	892
5987	5642	243	1378	892
7070	6710	277	1490	940
7666	7300	312	1490	940
10015	9171	347	2235	1410
10596	9739	382	2235	1410
11282	10414	416	2235	1410
11334	10468	382	2814	1794
12227	11340	420	2814	1794
13127	12232	458	2814	1794
15176	14213	535	3752	2392
17606	16633	611	3752	2392
20286	19226	686	4690	2990
21474	20410	762	4690	2990

**VIDRO NEXTT T and CROSS BASE TABLES • PAINTED BACK GLASS TOP**

See COLORA CARD for standard Vidro tabletop color choices. Customer's own color must be pre-approved through custom quotation. Refer to Vidro Feature & Specifications for product details and select electrical/communications units as required. Bases standard Stainless Steel in COLORA, Polished and Satin Stainless options upcharged. Tables are 29" high.



ITEM	TOP DIMENSIONS
<b>ARCED RECTANGLE</b>	
648V-7236	72" x 36"
648V-8442	84" x 42"
648V-9648	96" x 48"
648V-1084 (Top in 2 sections)	108" x 48"

<b>sectioned tops</b>	
648V-1204	120" x 48"
648V-1324	132" x 48"
648V-1444	144" x 48"
648V-1206	120" x 60"
648V-1326	132" x 60"
648V-1446	144" x 60"

648V-1686	168" x 60"
648V-1926 (Top in 3 sections)	192" x 60"

648V-2166 (Top in 3 sections)	216" x 60"
648V-2406 (Top in 4 sections)	240" x 60"

<b>ARCED BOAT</b>	
646V-7236	72" x 36"/25"
646V-8442	84" x 42"/30"
646V-9648	96" x 48"/35"
646V-1084 (Top in 2 sections)	108" x 48"/35"

<b>sectioned tops</b>	
646V-1204	120" x 48"/35"
646V-1324	132" x 48"/35"
646V-1444	144" x 48"/35"
646V-1206	120" x 60"/42"
646V-1326	132" x 60"/42"
646V-1446	144" x 60"/42"

646V-1686	168" x 60"/42"
646V-1926 (Top in 3 sections)	192" x 60"/42"

646V-2166 (Top in 3 sections)	216" x 60"/42"
646V-2406 (Top in 4 sections)	240" x 60"/42"

- Center Located Power Unit over T-Base: Add \$450.
- All T-Bases include Access Door.

**PAINTED BACK GLASS TOP**

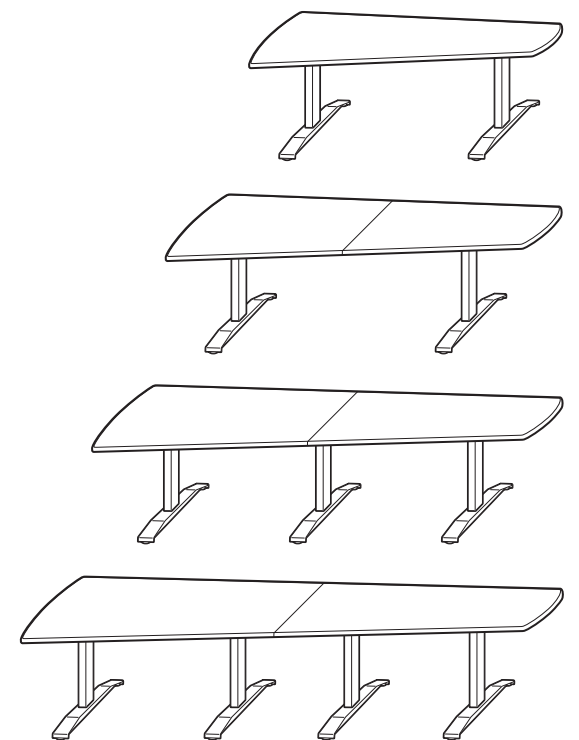
**ADD BASE UPGRADES**

QTY1	1 1/4" RB	QTY3	ADD CRATE NET \$	ADD BASE UPGRADES	
				POL STAIN.	SATIN STAIN.
5520		5185	208	1378	892
6580		6235	243	1378	892
7845		7484	277	1490	940
8537		8171	312	1490	940
10983		10139	347	2235	1410
11660		10804	382	2235	1410
12444		11575	416	2235	1410
12544		11678	382	2814	1794
13558		12681	420	2814	1794
14573		13684	458	2814	1794
16870		15907	535	3752	2392
19542		18569	611	3752	2392
22040		20981	686	4690	2990
23788		22724	762	4690	2990
5520		5185	208	1378	892
6580		6235	243	1378	892
7845		7484	277	1490	940
8537		8171	312	1490	940
10983		10139	347	2235	1410
11660		10804	382	2235	1410
12444		11575	416	2235	1410
12544		11678	382	2814	1794
13558		12681	420	2814	1794
14573		13684	458	2814	1794
16870		15907	535	3752	2392
19542		18569	611	3752	2392
22464		21404	686	4690	2990
23894		22830	762	4690	2990

**VIDRO NEXTT T and CROSS BASE TABLES • PAINTED BACK GLASS TOP**

See COLORA CARD for standard Vidro tabletop color choices. Customer's own color must be pre-approved through custom quotation. Refer to Vidro Feature & Specifications for product details and select electrical/communications units as required. Bases standard Stainless Steel in COLORA, Polished and Satin Stainless options upcharged. Tables are 29" high.

ITEM	TOP DIMENSIONS
<b>ARCED WEDGE</b>	
629V-8448	84" x 48"/28"
629V-9648	96" x 48"/28"
629V-1084 (Top in 2 sections)	108" x 48"/28"
<b>Sectioned tops</b>	
629V-1206	120" x 60"/35"
629V-1326	132" x 60"/35"
629V-1446	144" x 60"/35"
629V-1686	168" x 60"/35"
629V-1926 (Top in 3 sections)	192" x 60"/35"
629V-2166 (Top in 3 sections)	216" x 60"/35"
629V-2406 (Top in 4 sections)	240" x 60"/35"



**PAINTED BACK GLASS TOP**

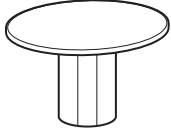
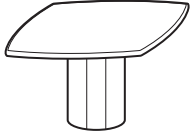
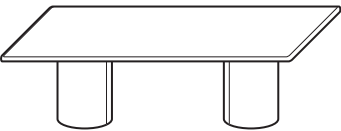
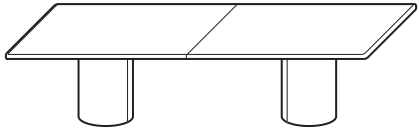
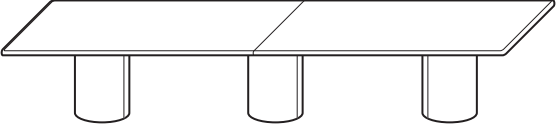
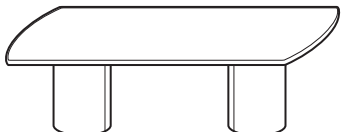
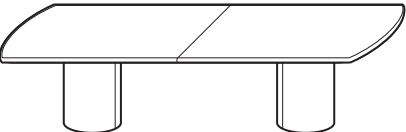
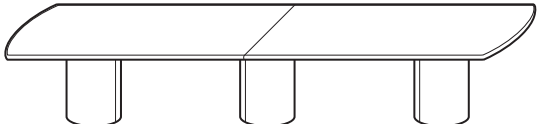
**ADD BASE UPGRADES**

QTY1	1 1/4" RB	QTY3	ADD CRATE NET \$	ADD BASE UPGRADES	
				POL STAIN.	SATIN STAIN.
7021		6675	243	1378	892
7845		7484	277	1490	940
8537		8171	312	1490	940
12544		11678	382	2814	1794
13558		12681	420	2814	1794
14573		13684	458	2814	1794
16870		15907	535	3752	2392
19542		18569	611	3752	2392
22464		21404	686	4690	2990
23894		22830	762	4690	2990

- Center Located Power Unit over T-Base: Add \$450.
- All T-Bases include Access Door.

**VIDRO KONVERSE DRUM BASE TABLES • PAINTED BACK GLASS TOP**

See COLORA CARD for standard Vidro tabletop color choices. Customer's own color must be pre-approved through custom quotation. Refer to Vidro Feature & Specifications page 1 for product details and select electrical/communications units from Options page 2. Bases standard in COLORA see WOOD CARD for optional base upgrades. Tables are 29" high.

	ITEM	TOP DIMENSIONS	BASE DIMENSIONS
	<b>ROUND</b>		
	801V-42	42" dia.	18" dia.
	801V-48	48" dia.	18" dia.
	801V-54	54" dia.	22" dia.
	801V-60	60" dia.	22" dia.
	<b>ARCED SQUARE</b>		
	807V-42	42" x 42"	18" dia.
	807V-48	48" x 48"	18" dia.
	807V-54	54" x 54"	22" dia.
	807V-60	60" x 60"	24" dia.
	<b>RECTANGLE</b>		
	805V-8442	84" x 42"	18" dia.
	805V-9648	96" x 48"	18" dia.
	805V-1084 (Top in 2 sections)	108" x 48"	18" dia.
	<b>sectioned tops</b>		
	805V-1204	120" x 48"	18" dia.
	805V-1324	132" x 48"	18" dia.
	805V-1444	144" x 48"	18" dia.
	805V-1206	120" x 60"	24" dia.
	805V-1326	132" x 60"	24" dia.
	805V-1446	144" x 60"	24" dia.
	805V-1686	168" x 60"	24" dia.
	805V-1926 (Top in 3 sections)	192" x 60"	24" dia.
	805V-2166 (Top in 3 sections)	216" x 60"	24" dia.
	805V-2406 (Top in 4 sections)	240" x 60"	24" dia.
	<b>ARCED RECTANGLE</b>		
	808V-8442	84" x 42"	18" dia.
	808V-9648	96" x 48"	18" dia.
	808V-1084 (Top in 2 sections)	108" x 48"	18" dia.
	<b>sectioned tops</b>		
	808V-1204	120" x 48"	18" dia.
	808V-1324	132" x 48"	18" dia.
	808V-1444	144" x 48"	18" dia.
	808V-1206	120" x 60"	24" dia.
	808V-1326	132" x 60"	24" dia.
	808V-1446	144" x 60"	24" dia.
	808V-1686	168" x 60"	24" dia.
	808V-1926 (Top in 3 sections)	192" x 60"	24" dia.
	808V-2166 (Top in 3 sections)	216" x 60"	24" dia.
	808V-2406 (Top in 4 sections)	240" x 60"	24" dia.

**PAINTED BACK GLASS TOP**

**ADD BASE UPGRADES**

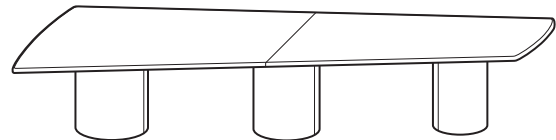
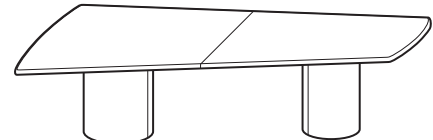
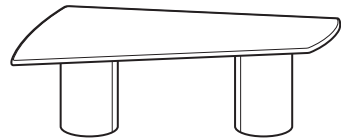
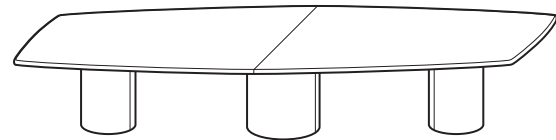
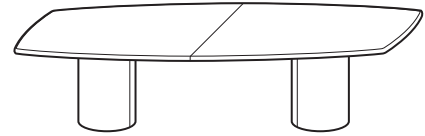

	1 1/4" RB QTY1	QTY3	ADD CRATE NET \$	VENEER	SATIN + POL CHROME
	3581	3401	122	870	920
	4233	3947	139	870	920
	4861	4571	172	953	1023
	5449	5160	191	953	1023
	4148	3862	122	870	920
	4620	4334	139	870	920
	5350	5061	172	953	1023
	6149	5855	191	977	1029
	7355	6987	243	1740	1839
	8272	7901	277	1740	1839
	8848	8476	312	1740	1839
	10436	9639	347	1740	1839
	10861	10063	382	1740	1839
	11703	10889	416	1740	1839
	11776	10964	382	1953	2057
	12515	11701	420	1953	2057
	13564	12735	458	1953	2057
	16293	15382	535	2928	3086
	18723	17806	611	2928	3086
	20612	19674	686	2928	3086
	21735	20796	762	2928	3086
	7948	7580	243	1740	1839
	9046	8676	277	1740	1839
	9720	9347	312	1740	1839
	11404	10607	347	1740	1839
	11926	11128	382	1740	1839
	12865	12051	416	1740	1839
	12986	12174	382	1953	2057
	13846	13032	420	1953	2057
	15016	14187	458	1953	2057
	17987	17076	535	2928	3086
	20659	19742	611	2928	3086
	22366	21428	686	2928	3086
	24048	23110	762	2928	3086

- 42" and 48" Round and Square table bases do not have removable access panel
- Drum bases are available seamless (rolled, welded and finished). Specify "without access door"

**VIDRO KONVERSE DRUM BASE TABLES • PAINTED BACK GLASS TOP**

See COLORA CARD for standard Vidro tabletop color choices. Customer's own color must be pre-approved through custom quotation. Refer to Vidro Feature & Specifications page 1 for product details and select electrical/communications units from Options page 2. Bases standard in COLORA see WOOD CARD for optional base upgrades. Tables are 29" high.

ITEM	TOP DIMENSIONS	BASE DIMENSIONS
<b>ARCED BOAT</b>		
806V-8442	84" x 42"/30"	18" dia.
806V-9648	96" x 48"/35"	18" dia.
806V-1084 (Top in 2 sections)	108" x 48"/35"	18" dia.
<b>sectioned tops</b>		
806V-1204	120" x 48"/35"	18" dia.
806V-1324	132" x 48"/35"	18" dia.
806V-1444	144" x 48"/35"	18" dia.
806V-1206	120" x 60"/42"	22" dia.
806V-1326	132" x 60"/42"	22" dia.
806V-1446	144" x 60"/42"	22" dia.
806V-1686	168" x 60"/42"	22"/24"/22" dia.
806V-1926 (Top in 3 sections)	192" x 60"/42"	22"/24"/22" dia.
806V-2166 (Top in 3 sections)	216" x 60"/42"	22"/24"/22" dia.
806V-2406 (Top in 4 sections)	240" x 60"/42"	22"/24"/22" dia.
<b>ARCED WEDGE</b>		
809V-8448	84" x 48"/28"	18" dia.
809V-9648	96" x 48"/28"	18" dia.
809V-1084 (Top in 2 sections)	108" x 48"/28"	18" dia.
<b>Sectioned tops</b>		
809V-1206	120" x 60"/35"	22"/18" dia.
809V-1326	132" x 60"/35"	22"/18" dia.
809V-1446	144" x 60"/35"	22"/18" dia.
809V-1686	168" x 60"/35"	24"/22"/18" dia.
809V-1926 (Top in 3 sections)	192" x 60"/35"	24"/22"/18" dia.
809V-2166 (Top in 3 sections)	216" x 60"/35"	24"/22"/18" dia.
809V-2406 (Top in 4 sections)	240" x 60"/35"	24"/22"/18" dia.



**PAINTED BACK GLASS TOP**

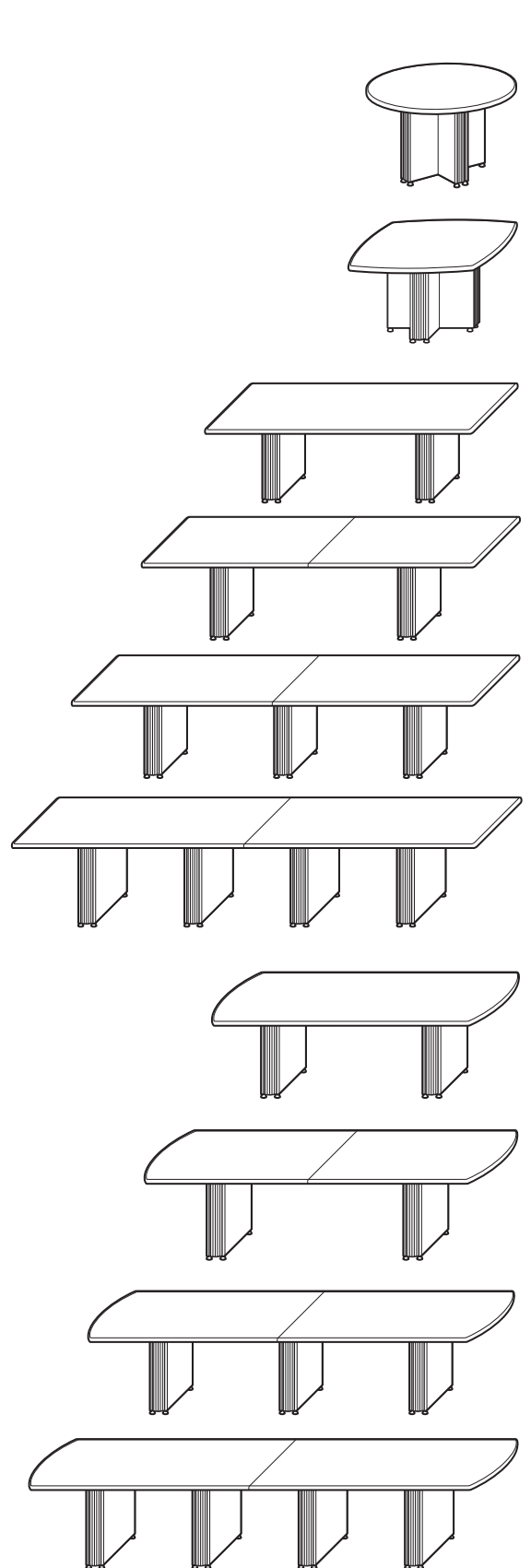
**ADD BASE UPGRADES**

QTY1	1 1/4" RB	QTY3	ADD CRATE NET \$	ADD BASE UPGRADES	
				VENEER	SATIN + POL CHROME
7948		7580	243	1740	1839
9046		8676	277	1740	1839
9720		9347	312	1740	1839
11404		10607	347	1740	1839
11926		11128	382	1740	1839
12865		12051	416	1740	1839
12986		12174	382	1904	2043
13846		13032	420	1904	2043
15016		14187	458	1904	2043
17987		17076	535	2880	3071
20659		19742	611	2880	3071
22790		21852	686	2880	3071
24155		23216	762	2880	3071
8389		8020	243	1740	1839
9046		8676	277	1740	1839
9720		9347	312	1740	1839
12745		11944	382	1822	1940
13586		12784	420	1822	1940
14427		13626	458	1822	1940
17987		17076	535	2798	2969
20659		19742	611	2798	2969
22790		21852	686	2798	2969
24155		23216	762	2798	2969

• Drum bases are available seamless (rolled, welded and finished). Specify "without access door"

**VIDRO KONVERSE CROSS and PANEL BASE TABLES • PAINTED BACK GLASS TOP**

See COLORA CARD for standard Vidro tabletop color choices. Customer's own color must be pre-approved through custom quotation. Refer to Vidro Feature & Specifications page 1 for product details and select electrical/communications units from Options page 2. Bases standard in COLORA see WOOD CARD for optional base upgrades. Tables are 29" high.



ITEM	TOP DIMENSIONS
<b>ROUND</b>	
821V-48	48" dia.
821V-54	54" dia.
821V-60	60" dia.
<b>ARCED SQUARE</b>	
827V-48	48 x 48"
827V-54	54 x 54"
827V-60	60 x 60"
<b>RECTANGLE</b>	
825V-8442	84" x 42"
825V-9648	96" x 48"
825V-1084 (Top in 2 sections)	108" x 48"
<b>sectioned tops</b>	
825V-1204	120" x 48"
825V-1324	132" x 48"
825V-1206	120" x 60"
825V-1326	132" x 60"
825V-1444	144" x 48"
825V-1446	144" x 60"
825V-1686	168" x 60"
825V-1926 (Top in 3 sections)	192" x 60"
825V-2166 (Top in 3 sections)	216" x 60"
825V-2406 (Top in 4 sections)	240" x 60"
<b>ARCED RECTANGLE</b>	
828V-8442	84" x 42"
828V-9648	96" x 48"
828V-1084 (Top in 2 sections)	108" x 48"
<b>sectioned tops</b>	
828V-1204	120" x 48"
828V-1324	132" x 48"
828V-1206	120" x 60"
828V-1326	132" x 60"
828V-1444	144" x 48"
828V-1446	144" x 60"
828V-1686	168" x 60"
828V-1926 (Top in 3 sections)	192" x 60"
828V-2166 (Top in 3 sections)	216" x 60"
828V-2406 (Top in 4 sections)	240" x 60"

**PAINTED BACK GLASS TOP**

	QTY1	1 1/4" RB	QTY3	ADD CRATE NET \$	veneer BASE UPCHARGE
	4672		4370	139	767
	5266		4961	172	832
	5854		5550	191	832
	5059		4758	139	767
	5755		5451	172	832
	6459		6155	191	832
	5742		5455	243	767
	6641		6351	277	832
	7170		6881	312	832
	8710		7998	347	832
	9116		8405	382	832
	9774		9060	382	894
	10511		9796	420	894
	11316		10527	416	1247
	12891		12101	458	1342
	13940		13149	535	1342
	16260		15467	611	1342
	18580		17746	686	1789
	19843		19004	762	1789
	6335		6048	243	767
	7415		7126	277	832
	8041		7752	312	832
	9725		9011	347	832
	10245		9530	382	894
	11026		10311	382	894
	11884		11168	420	894
	11833		11074	416	1247
	13776		13012	458	1342
	15314		14537	535	1342
	17875		17097	611	1342
	20013		19195	686	1789
	21837		21012	762	1789

- Adjustable Glides in COLORA colors: add \$165.00
- 48" Round and Square table bases do not have removable side panel

**VIDRO KONVERSE CROSS and PANEL BASE TABLES • PAINTED BACK GLASS TOP**

See COLORA CARD for standard Vidro tabletop color choices. Customer's own color must be pre-approved through custom quotation. Refer to Vidro Feature & Specifications page 1 for product details and select electrical/communications units from Options page 2. Bases standard in COLORA see WOOD CARD for optional base upgrades. Tables are 29" high.

ITEM	TOP DIMENSIONS
<b>ARCED BOAT</b>	
826V-8442	84" x 42"/30"
826V-9648	96" x 48"/35"
826V-1084 (Top in 2 sections)	108" x 48"/35"
<b>sectioned tops</b>	
826V-1204	120" x 48"/35"
826V-1324	132" x 48"/35"
826V-1206	120" x 60"/42"
826V-1326	132" x 60"/42"
826V-1444	144" x 48"/35"
826V-1446	144" x 60"/42"
826V-1686	168" x 60"/42"
826V-1926 (Top in 3 sections)	192" x 60"/42"
826V-2166 (Top in 3 sections)	216" x 60"/42"
826V-2406 (Top in 4 sections)	240" x 60"/42"
<b>ARCED WEDGE</b>	
829V-8448	84" x 48"/28"
829V-9648	96" x 48"/28"
829V-1084 (Top in 2 sections)	108" x 48"/28"
<b>Sectioned tops</b>	
829V-1206	120" x 60"/35"
829V-1326	132" x 60"/35"
829V-1446	144" x 60"/35"
829V-1686	168" x 60"/35"
829V-1926 (Top in 3 sections)	192" x 60"/35"
829V-2166 (Top in 3 sections)	216" x 60"/35"
829V-2406 (Top in 4 sections)	240" x 60"/35"

**PAINTED BACK GLASS TOP**

	QTY1	1 1/4" RB	QTY3	ADD CRATE NET \$	VENEER BASE UPCHARGE
	6335		6048	243	767
	7401		7113	277	767
	8009		7722	312	767
	9678		8966	347	767
	10181		9470	382	767
	10984		10270	382	832
	11842		11127	420	832
	12477		11689	416	1183
	14343		13553	458	1279
	15634		14843	535	1279
	18196		17403	611	1279
	20758		19924	686	1726
	22263		21424	762	1726
	7143		6839	243	800
	7768		7464	277	800
	8394		8088	312	800
	11337		10606	382	800
	12195		11464	420	800
	14304		13517	458	1246
	15596		14806	535	1246
	18158		17366	611	1246
	20956		20114	686	1661
	22462		21614	762	1661

• Adjustable Glides in COLORA colors: add \$165.00

**VIDRO KONVERSE T and CROSS BASE TABLES • PAINTED BACK GLASS TOP**

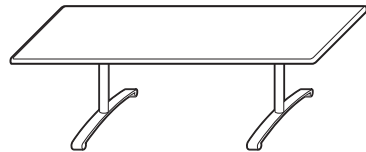
See COLORA CARD for standard Vidro tabletop color choices. Customer's own color must be pre-approved through custom quotation. Refer to Vidro Feature & Specifications page 1 for product details and select electrical/communications units from Options page 2. Bases standard in COLORA, Polished and Satin Chrome options upcharged. Tables are 29" high.



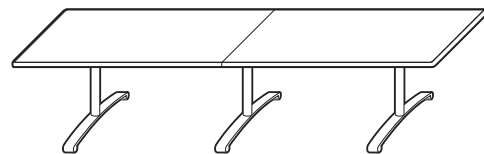
ITEM	TOP DIMENSIONS
<b>ROUND</b>	
841V-42	42" dia.
841V-48	48" dia.
841V-54	54" dia.
841V-60	60" dia.



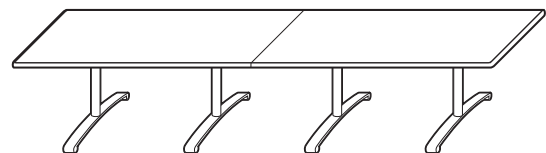
ITEM	TOP DIMENSIONS
<b>ARCED SQUARE</b>	
847V-42	42" x 42"
847V-48	48" x 48"
847V-54	54" x 54"
847V-60	60" x 60"



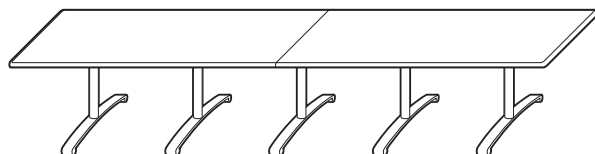
ITEM	TOP DIMENSIONS
<b>RECTANGLE</b>	
845V-7236	72" x 36"
845V-8442	84" x 42"
845V-9648	96" x 48"
845V-1084 (Top in 2 sections)	108" x 48"



ITEM	TOP DIMENSIONS
<b>sectioned tops</b>	
845V-1204	120" x 48"
845V-1324	132" x 48"
845V-1444	144" x 48"
845V-1206	120" x 60"
845V-1326	132" x 60"
845V-1446	144" x 60"



845V-1686	168" x 60"
845V-1926 (Top in 3 sections)	192" x 60"



845V-2166 (Top in 3 sections)	216" x 60"
845V-2406 (Top in 4 sections)	240" x 60"

**PAINTED BACK GLASS TOP**



QTY1 1 1/4" RB QTY3


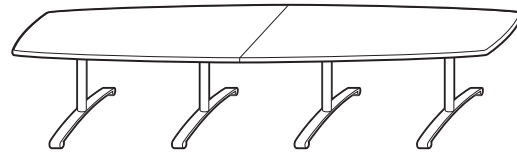
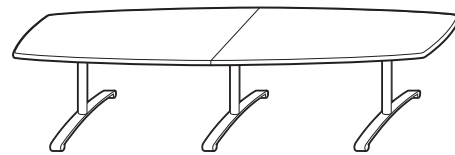
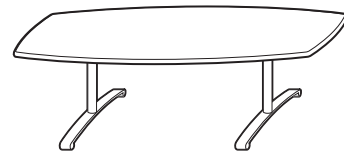
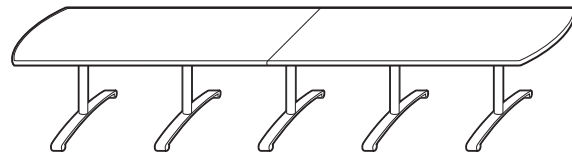
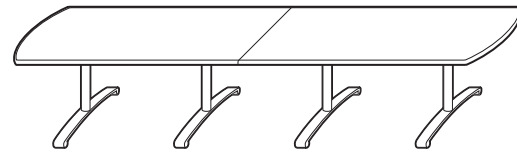
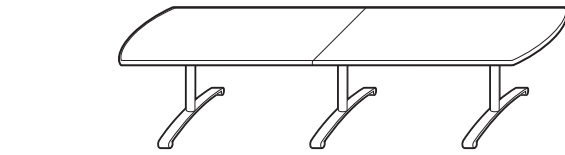
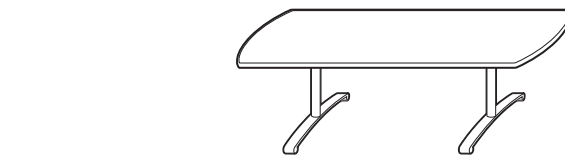
**ADD BASE UPGRADES**

			ADD CRATE NET \$	SATIN + POL CHROME
3475	3301	122	473	
4127	3847	139	473	
4915	4622	172	527	
5891	5580	191	527	
4043	3762	122	473	
4514	4234	139	473	
5405	5113	172	527	
6496	6191	191	527	
5114	4816	208	323	
6240	5926	232	323	
7482	7149	277	404	
8038	7703	312	404	
10766	9953	347	606	
11345	10524	382	606	
12032	11202	416	606	
11868	11052	382	725	
12761	11936	420	725	
13657	12823	458	725	
15952	15058	535	966	
18382	17481	611	966	
21221	20253	686	1208	
22343	21375	762	1208	

• Center Located Power Unit over T-Base and Cross Base: Add \$450.

**VIDRO KONVERSE T and CROSS BASE TABLES • PAINTED BACK GLASS TOP**

See COLORA CARD for standard Vidro tabletop color choices. Customer's own color must be pre-approved through custom quotation. Refer to Vidro Feature & Specifications page 1 for product details and select electrical/communications units from Options page 2. Bases standard in COLORA, Polished and Satin Chrome options upcharged. Tables are 29" high.



ITEM	TOP DIMENSIONS
<b>ARCED RECTANGLE</b>	
848V-7236	72" x 36"
848V-8442	84" x 42"
848V-9648	96" x 48"
848V-1084 (Top in 2 sections)	108" x 48"

<b>sectioned tops</b>	
848V-1204	120" x 48"
848V-1324	132" x 48"
848V-1444	144" x 48"
848V-1206	120" x 60"
848V-1326	132" x 60"
848V-1446	144" x 60"

848V-1686	168" x 60"
848V-1926 (Top in 3 sections)	192" x 60"

848V-2166 (Top in 3 sections)	216" x 60"
848V-2406 (Top in 4 sections)	240" x 60"

<b>ARCED BOAT</b>	
846V-7236	72" x 36"/25"
846V-8442	84" x 42"/30"
846V-9648	96" x 48"/35"
846V-1084 (Top in 2 sections)	108" x 48"/35"

<b>sectioned tops</b>	
846V-1204	120" x 48"/35"
846V-1324	132" x 48"/35"
846V-1444	144" x 48"/35"
846V-1206	120" x 60"/42"
846V-1326	132" x 60"/42"
846V-1446	144" x 60"/42"

846V-1686	168" x 60"/42"
846V-1926 (Top in 3 sections)	192" x 60"/42"

846V-2166 (Top in 3 sections)	216" x 60"/42"
846V-2406 (Top in 4 sections)	240" x 60"/42"

• Center Located Power Unit over T-Base: Add \$450.

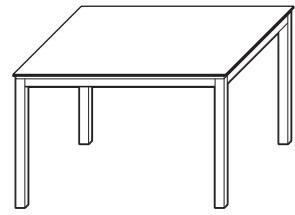
**PAINTED BACK GLASS TOP**

**ADD BASE UPGRADES**


QTY1	1 1/4" RB	QTY3	ADD CRATE NET \$		SATIN + POL CHROME	
5550		5251	208		323	
6833		6519	243		323	
8257		7923	277		404	
8909		8575	312		404	
11734		10921	347		606	
12410		11589	382		606	
13193		12364	416		606	
13078		12262	382		725	
14092		13267	420		725	
15109		14275	458		725	
17646		16752	535		966	
20318		19417	611		966	
22976		22008	686		1208	
24658		23690	762		1208	
5550		5251	208		323	
6833		6519	243		323	
8257		7923	277		404	
8930		8594	312		404	
11734		10921	347		606	
12410		11589	382		606	
13193		12364	416		606	
13078		12262	382		725	
14092		13267	420		725	
15109		14275	458		725	
17646		16752	535		966	
20318		19417	611		966	
23399		22431	686		1208	
24763		23795	762		1208	

**VIDRO PARSONS BASE TABLES • PAINTED BACK GLASS TOP**

See COLORA CARD for standard Vidro tabletop color choices. Customer's own color must be pre-approved through custom quotation. Refer to Vidro Feature & Specifications page 1 for product details and select electrical/communications units from Options page 2. Bases 2" x 2" Steel (COLORA) and Stainless Steel (Polished or Brushed). Tops have RB edge profile resulting in 1 1/2" overhang. Tables are 29" high.



ITEM	DIMENSIONS
<b>SQUARE</b>	
220V-4848	48" x 48" x 29" H
220V-5454	54" x 54" x 29" H
220V-6060	60" x 60" x 29" H
220V-8080 (Top in 2 sections)	80" x 80" x 29" H
220V-9090 (Top in 2 sections)	90" x 90" x 29" H



ITEM	DIMENSIONS
<b>RECTANGLE</b>	
220V-7236	72" x 36" x 29" H
220V-8442	84" x 42" x 29" H
220V-9648	96" x 48" x 29" H
220V-1084 (Top in 2 sections)	108" x 48" x 29" H
220V-1204 (Top in 2 sections)	120" x 48" x 29" H
220V-1206 (Top in 2 sections)	120" x 60" x 29" H

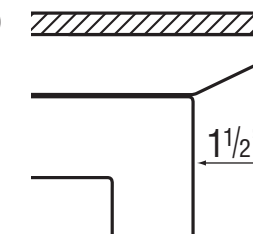
• All tables include four vertical bases located at corners. Base verticals do not offer internal wire management option.

**PAINTED BACK GLASS TOP**



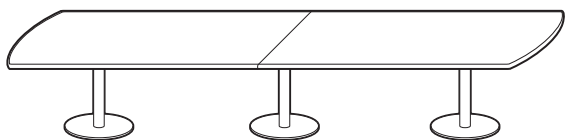
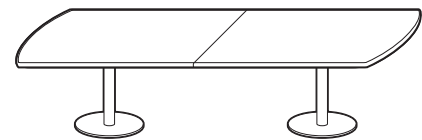
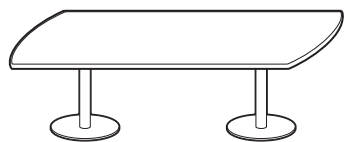
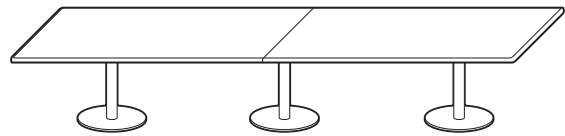
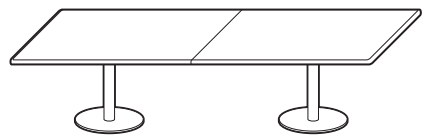
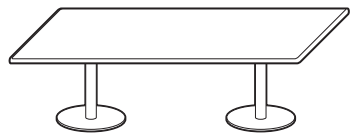
COLORA		STAIN. STEEL POL		STAIN. STEEL BRUSH		ADD CRATE NET \$
QTY1	QTY3	QTY1	QTY3	QTY1	QTY3	
4818	4476	7325	6983	5962	5620	139
5792	5449	8433	8089	7036	6692	172
6738	6397	9513	9172	8082	7741	191
11200	10419	14225	13444	12880	12089	416
13076	12296	16327	15547	14931	14152	458
5743	5401	8389	8047	6995	6651	208
7226	6868	10112	9766	8664	8306	243
8536	8179	11443	11086	10149	9791	277
9221	8776	12196	11838	10868	10511	312
10982	10203	14164	13384	12801	12021	347
12277	11497	15670	14890	14274	13494	382

• Top RB edge profile (overhang)



**VIDRO PLATE BASE TABLES • PAINTED BACK GLASS TOP**

See COLORA CARD for standard Vidro tabletop color choices. Customer's own color must be pre-approved through custom quotation. Refer to Vidro Feature & Specifications page 1 for product details and select electrical/communications units from Options page 2. Steel plate base standard in COLORA; Polished and Satin Chrome options upcharged. Plate bases in Round (R) and Square (S) can be specified. Standard with 3/4" beveled edge profile. Bases do not provide internal wire management option. Column 3" dia. up to 20" dia. base; 4" dia. for all bases 24" dia. and above. Tables are 29" high.



ITEM	RD BASE = R	TOP DIMENSIONS	BASE DIMENSIONS	
	SQ BASE = S		RD	SQ
<b>ROUND</b>				
901V-30	R or S	30" dia.	20" dia.	20" x 20"
901V-36	R or S	36" dia.	20" dia.	20" x 20"
901V-42	R or S	42" dia.	24" dia.	24" x 24"
901V-48	R or S	48" dia.	24" dia.	24" x 24"
901V-54	R or S	54" dia.	28" dia.	28" x 28"
901V-60	R or S	60" dia.	28" dia.	28" x 28"

<b>ARCED SQUARE</b>				
907V-42	R or S	42" x 42"	24" dia.	24" x 24"
907V-48	R or S	48" x 48"	28" dia.	28" x 28"

<b>RECTANGLE</b>				
905V-7236	R or S	72" x 36"	20" dia.	20" x 20"
905V-8442	R or S	84" x 42"	24" dia.	24" x 24"
905V-9648	R or S	96" x 48"	28" dia.	28" x 28"
905V-1084 (Top 2 sections)	R or S	108" x 48"	28" dia.	28" x 28"

<b>sectioned tops</b>				
905V-1204	R or S	120" x 48"	28" dia.	28" x 28"
905V-1324	R or S	132" x 48"	28" dia.	28" x 28"
905V-1444	R or S	144" x 48"	28" dia.	28" x 28"
905V-1206	R or S	120" x 60"	28" dia.	28" x 28"
905V-1326	R or S	132" x 60"	28" dia.	28" x 28"
905V-1446	R or S	144" x 60"	28" dia.	28" x 28"

905V-1686	R or S	168" x 60"	28" dia.	28" x 28"
905V-1926 (Top 3 sections)	R or S	192" x 60"	28" dia.	28" x 28"
905V-2166 (Top 3 sections)	R or S	216" x 60"	28" dia.	28" x 28"
905V-2406 (Top 4 sections)	R or S	240" x 60"	28" dia.	28" x 28"

<b>ARCED RECTANGLE</b>				
908V-7236	R or S	72" x 36"	20" dia.	20" x 20"
908V-8442	R or S	84" x 42"	24" dia.	24" x 24"
908V-9648	R or S	96" x 48"	28" dia.	28" x 28"
908V-1048 (Top 2 sections)	R or S	108" x 48"	28" dia.	28" x 28"

<b>sectioned tops</b>				
908V-1204	R or S	120" x 48"	28" dia.	28" x 28"
908V-1324	R or S	132" x 48"	28" dia.	28" x 28"
908V-1444	R or S	144" x 48"	28" dia.	28" x 28"
908V-1206	R or S	120" x 60"	28" dia.	28" x 28"
908V-1326	R or S	132" x 60"	28" dia.	28" x 28"
908V-1446	R or S	144" x 60"	28" dia.	28" x 28"

908V-1686	R or S	168" x 60"	28" dia.	28" x 28"
908V-1926 (Top 3 sections)	R or S	192" x 60"	28" dia.	28" x 28"
908V-2166 (Top 3 sections)	R or S	216" x 60"	28" dia.	28" x 28"
908V-2406 (Top 4 sections)	R or S	240" x 60"	28" dia.	28" x 28"

• Center Located Power Unit over Column Plate Base: Add \$450.

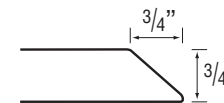
**PAINTED BACK GLASS TOP**

**ADD BASE UPGRADES**



QTY1	QTY3	ADD CRATE NET \$	ADD BASE UPGRADES	
			RD BASE POL & SATIN CHROME + SQ SATIN STAIN	SQ BASE POL STAIN
2054	1770	116	386	502
2374	2089	116	386	502
3061	2745	122	463	682
3714	3290	139	463	682
4498	4043	172	572	814
5273	4803	191	572	814
3629	3205	122	463	682
4347	3892	139	572	814
5356	5045	208	772	1003
6409	6023	243	926	1364
7774	7038	277	1144	1628
8351	7615	312	1144	1628
9937	9109	347	1144	1628
10519	9684	382	1144	1628
11204	10375	416	1144	1628
11342	10481	382	1159	1780
12230	11367	420	1159	1780
13116	12255	458	1159	1780
15351	14667	535	1739	2670
17780	17097	611	1739	2670
19578	18763	686	1739	2670
21057	20108	762	1739	2670
5792	5480	208	772	1003
7002	6615	243	926	1364
8548	7812	277	1144	1628
9222	8487	312	1144	1628
10905	10077	347	1144	1628
11584	10749	382	1144	1628
12365	11537	416	1144	1628
12552	11691	382	1159	1780
13561	12698	420	1159	1780
14568	13707	458	1159	1780
17045	16361	535	1739	2670
19716	19033	611	1739	2670
21332	20517	686	1739	2670
23372	22422	762	1739	2670

• Beveled Edge Plate Profile:



**VIDRO PLATE BASE TABLES • PAINTED BACK GLASS TOP**

See COLORA CARD for standard Vidro tabletop color choices. Customer's own color must be pre-approved through custom quotation. Refer to Vidro Feature & Specifications page 1 for product details and select electrical/communications units from Options page 2. Steel plate base standard in COLORA; Polished and Satin Chrome options upcharged. Plate bases in Round (R) and Square (S) can be specified. Standard with 3/4" beveled edge profile. Bases do not provide internal wire management option. Column 3" dia. up to 20" dia. base; 4" dia. for all bases above 24" dia. Tables are 29" high.



ITEM	RD BASE = R	TOP	BASE DIMENSIONS	
	SQ BASE = S	DIMENSIONS	RD	SQ
<b>ARCED BOAT</b>				
906V-7236	R or S	72" x 36"/24"	20" dia.	20" x 20"
906V-8442	R or S	84" x 42"/30"	24" dia.	24" x 24"
906V-9648	R or S	96" x 48"/35"	28" dia.	28" x 28"
906V-1084 (Top 2 sections)	R or S	108" x 48"/35"	28" dia.	28" x 28"

**sectioned tops**

906V-1204	R or S	120" x 48"/35"	28" dia.	28" x 28"
906V-1324	R or S	132" x 48"/35"	28" dia.	28" x 28"
906V-1444	R or S	144" x 48"/35"	28" dia.	28" x 28"
906V-1206	R or S	120" x 60"/42"	28" dia.	28" x 28"
906V-1326	R or S	132" x 60"/42"	28" dia.	28" x 28"
906V-1446	R or S	144" x 60"/42"	28" dia.	28" x 28"

906V-1686	R or S	168" x 60"/42"	28" dia.	28" x 28"
906V-1926 (Top 3 sections)	R or S	192" x 60"/42"	28" dia.	28" x 28"
906V-2166 (Top 3 sections)	R or S	216" x 60"/42"	28" dia.	28" x 28"
906V-2406 (Top 4 sections)	R or S	240" x 60"/42"	28" dia.	28" x 28"

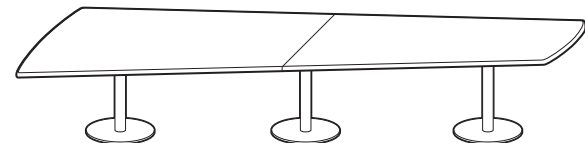
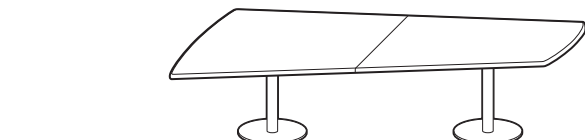
**ARCED WEDGE**

909V-8448	R or S	84" x 48"/28"	28"/20" dia.	28"/ 20"
909V-9648	R or S	96" x 48"/28"	28"/20" dia.	28"/ 20"
909V-1084 (Top 2 sections)	R or S	108" x 48"/28"	28"/20" dia.	28"/ 20"

**sectioned tops**

909V-1206	R or S	120" x 60"/35"	28"/ 24" dia.	28"/ 24"
909V-1326	R or S	132" x 60"/35"	28"/ 24" dia.	28"/ 24"
909V-1446	R or S	144" x 60"/35"	28"/ 24" dia.	28"/ 24"

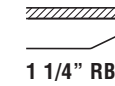
909V-1686	R or S	168" x 60"/35"	28"/28"/24" dia.	28"/28"/24"
909V-1926 (Top 3 sections)	R or S	192" x 60"/35"	28"/28"/24" dia.	28"/28"/24"
909V-2166 (Top 3 sections)	R or S	216" x 60"/35"	28"/28"/24" dia.	28"/28"/24"
909V-2406 (Top 4 sections)	R or S	240" x 60"/35"	28"/28"/24" dia.	28"/28"/24"



• Center Located Power Unit over Column Plate Base: Add \$450.

**PAINTED BACK GLASS TOP**

**ADD BASE UPGRADES**



QTY1	QTY3	ADD CRATE NET \$	ADD BASE UPGRADES	
			RD BASE POL & SATIN CHROME + SQ SATIN STAIN	SQ BASE POL STAIN
5792	5480	208	772	1003
7002	6615	243	926	1364
8548	7812	277	1144	1628
9222	8487	312	1144	1628
10905	10077	347	1144	1628
11584	10749	382	1144	1628
12365	11537	416	1144	1628
12552	11691	382	1159	1780
13561	12698	420	1159	1780
14568	13707	458	1159	1780
17045	16361	535	1739	2670
19716	19033	611	1739	2670
21756	20941	686	1739	2670
23477	22528	762	1739	2670
7519	7141	243	958	1316
8181	7469	277	958	1316
8855	8143	312	958	1316
12143	11306	382	1043	1572
13147	12313	420	1043	1572
14150	13322	458	1043	1572
16627	15806	535	1615	2386
19298	18478	611	1615	2386
21338	20385	686	1615	2386
23059	21973	762	1615	2386



## VIDRO STORAGE CABINETS • PAINTED BACK GLASS TOP

See FEATURES, OPTIONS in online spec guide. See COLORA and WOOD FINISH CARDS for standard options. Drawers are equipped with either Flap or Bar Pulls; optional for touch-latch doors. Standard base trim is COLORA; chrome and veneer options upcharged. Stainless steel (2" x 2" square post) 6" high raised base option upcharged.

ITEM	CASE DIMENSIONS	WITH RB TOP DIMENSIONS
<b>TWO-DOOR CABINET</b>		
2120V-29	38" x 24" x 29"H	41" x 25.5" x 29"H
2120V-34	38" x 24" x 34"H	41" x 25.5" x 34"H
Optional Door Pulls Flap: Colora or Pol. Chrome, \$42.00 ; Satin Chrome, \$58.00 Bar: Colora or Satin Aluminum, \$92.00 Concealed Casters: Add \$165.00		
<b>TWO-DOOR CABINET WITH DRAWERS</b>		
2121V-34	38" x 24" x 34"H	41" x 25.5" x 34"H
Optional Door Pulls Flap: Colora or Pol. Chrome, \$42.00 ; Satin Chrome, \$58.00 Bar: Colora or Satin Aluminum, \$92.00 Concealed Casters: Add \$165.00		
<b>THREE-DOOR CABINET</b>		
2130V-29	57" x 24" x 29"H	60" x 25.5" x 29"H
2130V-34	57" x 24" x 34"H	60" x 25.5" x 34"H
Optional Door Pulls Flap: Colora or Pol. Chrome, \$63.00 ; Satin Chrome, \$87.00 Bar: Colora or Satin Aluminum, \$139.00 Concealed Casters: Add \$165.00		
<b>THREE-DOOR CABINET WITH DRAWERS</b>		
2131V-34	57" x 24" x 34"H	60" x 25.5" x 34"H
Optional Door Pulls Flap: Colora or Pol. Chrome, \$63.00 ; Satin Chrome, \$87.00 Bar: Colora or Satin Aluminum, \$139.00 Concealed Casters: Add \$165.00		
<b>FOUR-DOOR CABINET</b>		
2140V-29	76" x 24" x 29"H	79" x 25.5" x 29"H
2140V-34	76" x 24" x 34"H	79" x 25.5" x 34"H
Optional Door Pulls Flap: Colora or Pol. Chrome, \$84.00 ; Satin Chrome, \$116.00 Bar: Colora or Satin Aluminum, \$185.00 Concealed Casters: Add \$226.00		
<b>FOUR-DOOR CABINET WITH DRAWERS</b>		
2141V-34	76" x 24" x 34"H	79" x 25.5" x 34"H
Optional Door Pulls Flap: Colora or Pol. Chrome, \$84.00 ; Satin Chrome, \$116.00 Bar: Colora or Satin Aluminum, \$185.00 Concealed Casters: Add \$226.00		
<b>FIVE-DOOR CABINET</b>		
2150V-29	95" x 24" x 29"H	98" x 25.5" x 29"H
2150V-34	95" x 24" x 34"H	98" x 25.5" x 34"H
Optional Door Pulls Flap: Colora or Pol. Chrome, \$105.00 ; Satin Chrome, \$145.00 Bar: Colora or Satin Aluminum, \$231.00 Concealed Casters: Add \$226.00		
<b>FIVE-DOOR CABINET WITH DRAWERS</b>		
2151V-34	95" x 24" x 34"H	98" x 25.5" x 34"H
Optional Door Pulls Flap: Colora or Pol. Chrome, \$105.00 ; Satin Chrome, \$145.00 Bar: Colora or Satin Aluminum, \$231.00 Concealed Casters: Add \$226.00		

• Locks: Single or Double Door or Drawer Lock, \$110.00

### PAINTED BACK GLASS TOP (RB)

COLORA CABINET		VENEER CABINET		STANDARD BASE ADD BASE UPCHARGE		6" RAISED BASE ADD BASE UPCHARGE		
QTY1	QTY3	QTY1	QTY3	POL + SATIN CHROME	VENEER	COLORA POL	STAINLESS STEEL BRUSH	
2603	2402	4164	3958	175	175			
2638	2438	4291	4089	175	175	221	908	722
3175	2917	4827	4566	175	175	221	908	722
3903	3682	6629	6194	263	190			
3959	3738	6821	6389	263	190	262	985	783
4728	4455	7590	7106	263	190	262	985	783
4794	4320	7845	6159	350	204			
4937	4393	8132	7521	350	204	306	1122	908
5870	5350	9138	8477	350	204	306	1122	908
6060	5603	10079	9500	437	219			
6159	5715	10375	9803	437	219	355	1169	926
7325	6898	11545	10996	437	219	355	1169	926

• Cabinet Door Insert Options | Standard Door, Price Included Above; Item Code = SD | File / File, Add \$1194.00 Each; Item Code = FF  
Four Box Drawers, Add \$1702.00 Each; Item Code = BD | (Inside) Pullout Cutlery Drawer, Add \$1062.00 Each; Item Code = ICD  
(19" W Units) | Box / Box / File, Add \$1448.00 Each; Item Code = BBF | (Inside) Pullout Garbage Drawer, Add \$985.00 Each; Item Code = IGD

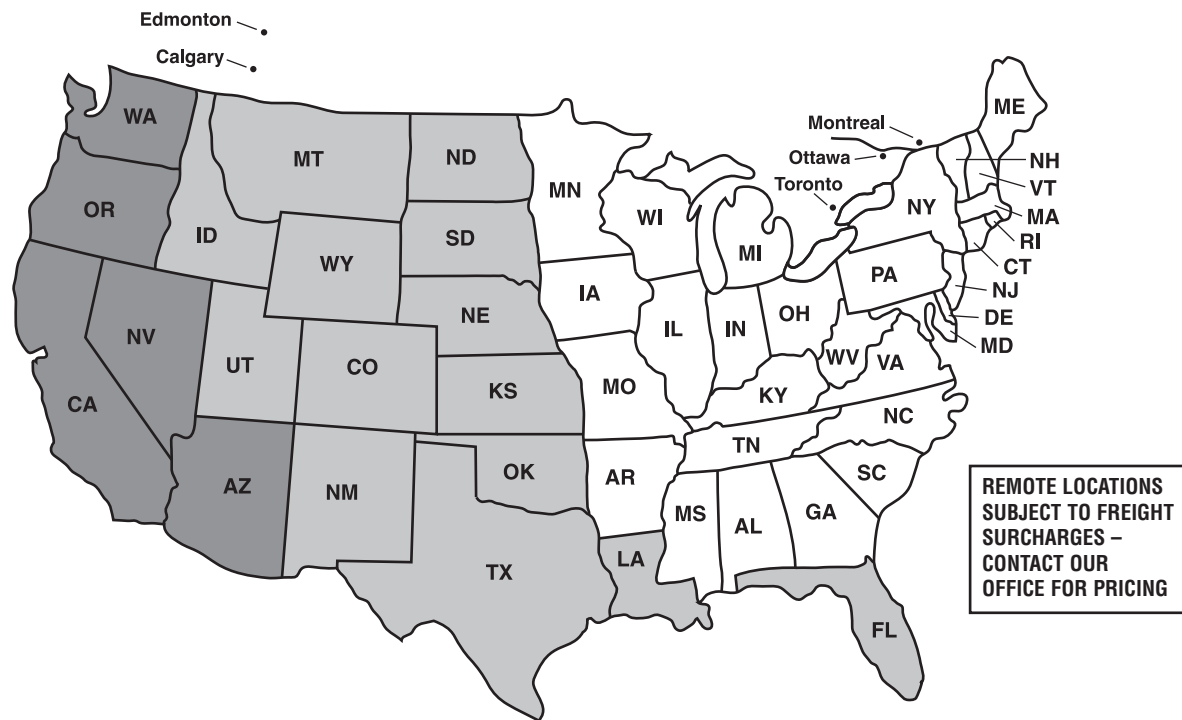
• Specify Cabinet Door Inserts LEFT to RIGHT (Eg. Two Door Cabinet with Standard Door = Item # 2120V-29-SD)

## GUARANTEED FREIGHT / PACKING RATE PROGRAM

This program is based on LIST ORDER VALUE. The product may be packed and shipped via common carrier or may ship blanket wrapped in moving van. Prismatic reserves the right to choose the mode of transportation and the carrier. **If the client specifically requires that the product be packed, related crate/pack charges apply – please inquire – in addition to the common carrier transport costs.** Shipments are to receiving dock only. Site shipments can be arranged depending on load size, site access and other variables. Freight / Pack Program charges are net.

LIST ORDER VALUE	ZONE 1	ZONE 2	ZONE 3
(Minimum List Order)	(\$2800 or less)	(\$3300 or less)	(\$3600 or less)
Minimum Charge	\$335 net	\$395 net	\$430 net
Minimum Order to \$5999	9%	10%	10 1/2%
\$6000 to \$12499	6%	7%	8 1/2%
\$12500 to \$24999	4%	4 1/2%	5 1/2%
\$25000 to \$37499	3%	3 1/2%	4%
\$37500 plus	2 1/2%	3%	3 1/2%

• For GTA (Toronto) delivery charges, contact our office for pricing.



**REMOTE LOCATIONS  
SUBJECT TO FREIGHT  
SURCHARGES –  
CONTACT OUR  
OFFICE FOR PRICING**

ZONE 1	ZONE 2	ZONE 3
Montreal	Colorado	Calgary
Ottawa	Florida	Edmonton
SW Ontario	Idaho	Arizona
SE Ontario	Kansas	California
Arkansas	Louisiana	Nevada
Delaware	Montana	Oregon
Illinois	Nebraska	Washington
Indiana	New Mexico	
Maryland	North Dakota	
Massachusetts	Oklahoma	
Michigan	South Dakota	
New Jersey	Texas	
New York	Utah	
Ohio	Wyoming	
Pennsylvania		
Rhode Island		
Virginia		
Connecticut		
West Virginia		
Alabama		
Georgia		
Iowa		
Kentucky		
Maine		
Minnesota		
Mississippi		
Missouri		
New Hampshire		
North Carolina		
North Dakota		
South Carolina		
South Carolina		
Tennessee		
Vermont		
Washington D.C.		
Wisconsin		

## TERMS AND CONDITIONS

### PRICES

- Prices are list, FOB our factory in Toronto, Canada.
- Packaging (if required) is additional - contact our office for pricing.
- Prices are subject to change without notice.
- U.S. shipments are customs cleared and related fees paid by Prismatic.

### TERMS

- New customers without established Prismatic payment history must 100% prepay prior to shipment on first three orders. 50% due at time of PO receipt.
- Customers will be accorded terms subject to credit reference approval following first three orders.
- Prismatic reserves the right to invoice an order at time of completion regardless of shipment date.
- Custom orders require 50% deposit at time of PO receipt regardless of customer terms.
- Orders exceeding \$10,000 net require 50% deposit at time of PO receipt regardless of customer terms.
- Interest of 1 1/2% per month will be charged on overdue accounts.

### ORDERS

- All orders are confirmed in writing and copy sent to customer.
- All orders are subject to the terms outlined in the acknowledgment.
- Prismatic's acknowledgement supercedes all other documentation.

### CHANGES or CANCELLATIONS

- Changes or cancellations are accepted within one week of the original date.
- Beyond this period, costs already incurred due to requested changes will be charged.
- Changes may result in delayed ship date.

### RETURNS

- Prismatic furniture is custom made and packaged and returns are not allowed under any circumstances.

### SHIPPING

- Freight charges are extra.
- **Guaranteed Freight / Pack Program** applies to all U.S. and partial Canadian destinations
- Packing costs are added when we are unable to ship blanket wrapped – please inquire.

### CLAIMS

- All furniture is given to the carrier and signed for in good condition.
- At this point, the merchandise becomes the property of the customer.
- Claims for damages or shortages must be placed with the carrier.

### STORAGE


- If customer cannot accept delivery of goods when ready for shipping, Prismatic may transfer merchandise to storage at customer's expense
- Shipments into temporary storage locations must be inspected upon arrival.

### WARRANTY

- All standard products manufactured by Prismatic are warranted to be free of material and workmanship defects for five years from the date of delivery. Warranty is non-transferable and applies to original purchaser only. Prismatic will replace or repair (at our discretion) without cost to our customers any item found to be defective due to materials or workmanship. Prismatic retains the right to decline repair or replacement of items that have been abused (including exposure to climate variations in temperature or humidity) or subjected to any use other than that which was originally intended for our product. Any repairs by the customer must be pre-approved by Prismatic or warranty is voided. In no event shall liability under this warranty exceed the original purchase price.
- The following exceptions are included in the above warranty:
  - a) Customized products – any item deemed "custom" will not qualify for full warranty. Limited warranty may be available but must be negotiated prior to order acceptance and clearly stated on the order.
  - b) Electrical components – warranty limited to one year from date of delivery;
  - c) Functional Mechanisms – warranty limited to three years from date of delivery;
  - d) Plastic Laminates – warranty is covered by specific laminate manufacturer, not covered under Prismatic warranty;
  - e) Wood Veneers / Finishes – the natural variations of wood are beyond the control of Prismatic and are therefore not considered defects under this warranty. All veneers are carefully selected for uniformity of color and grain. Light finishes do not mask the characteristics of most wood species; often pieces of the same wood product will not look matched. The natural color of lightly stained veneers also causes variations in the overall appearance of the products.
  - f) Painted Back Glass – As a third party manufactured material, glass can include some inherent imperfections (eg. scratches, small dirt particles) often located within the layers of the glass. The degree of visual impact once painted can vary based on location and color selected. We strive to minimize this presence on our finished tabletops but because it is the nature of glass, these imperfections may appear but are not considered a material defect and therefore not subject to replacement under warranty.

### SPECIFICATIONS

- All weights and dimensions are approximate.
- Product design and related specifications are subject to change without notice.



Prismatique Designs Ltd.

95 Wingold Avenue  
Toronto Ontario, Canada M6B 1P8

Phone 416 961 7333      [tables@prismatique.com](mailto:tables@prismatique.com)  
Toll free 888 414 7333      [www.primatique.com](http://www.primatique.com)  
Fax 416 925 3295