

WHITBY BY PRISMATIQUE

SPECIALTY TABLES



WHITBY FINISHES AND SPECIFICATIONS

FEATURES

- > Laminate, COLORA and Wood Veneer tops are 3/4" thick medium or high density particleboard core edged with hardwood or self-edged (Colora tops) available in two profiles.
- > Table bases are solid maple, offered in clear or stained finishes or sprayed in COLORA colors.
- > Whitby leg to apron connections feature steel brackets to ensure durability.
- > Surface Power and Communication Units, wire management and other options are listed on pages 10 & 11.

FINISHES

Plastic Laminates

High Pressure plastic laminates in solids, patterns and woodgrains from Formica, Wilsonart, Nevamar and Pionite are available in matte finishes and at standard list prices. Premium priced laminates within these lines are subject to an upcharge. For these or laminates from other manufacturers, such as Laminart or Abet, please call us for a quote. Laminate tops have Square or Bevel profile wood edge with 1/8" dia. COLORA inlays.

Colora

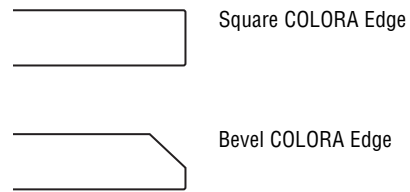
COLORA is a textured polyurethane material applied to MDF board in two steps. It is scratch-resistant and stain proof. Although highly durable, COLORA surfaces are not as hard as laminates. COLORA is leather-like in appearance and seamless. It is applied to table tops and edges. All table tops in plastic laminates, with wood edges feature 1/8" dia. inlay in matching or contrasted COLORA color. COLORA is available in 21 standard colors – refer to COLORA CARD. Custom color charge is \$275.00 NET per color mix.

Wood Veneers, Wood Edges

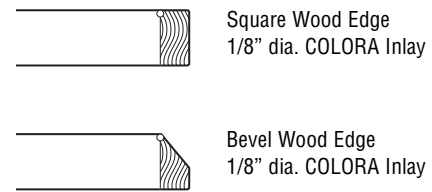
Veneer tops and hardwood edges are flat cut species of Maple, Cherry and Walnut offered in numerous stains. Refer to VENEER CARD. Custom stain charge is \$198.00 NET for set-up and \$44.00 NET per unit. Prismatic offers all regular and premium veneers which are readily available – please inquire for pricing. Veneered surfaces are semi-open and finished in a low-medium sheen and clear catalyzed lacquer.

TABLE TOP – EDGE CONFIGURATIONS

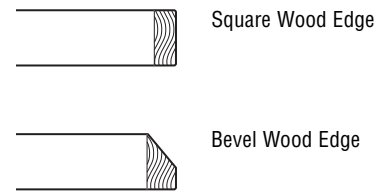
COLORA Tops, 3/4" Thick



Laminate Tops, 3/4" Thick



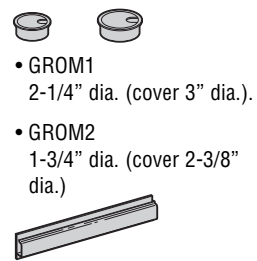
Wood Veneer Tops, 3/4" Thick



RECOMMENDED POWER/COMMUNICATION/WIRE MANAGEMENT OPTIONS AND LOCATIONS

(See pages 10 & 11 for Specifications and Pricing)

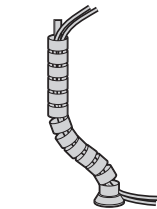
GROMMETS



- GROM1
2-1/4" dia. (cover 3" dia.).
- GROM2
1-3/4" dia. (cover 2-3/8" dia.)

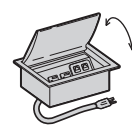
- WHV
Horizontal and Vertical Leg wire managers.

SNAKE WIRE MANAGER



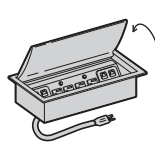
- SNAKE
Flexible vertical wire channel, 2-1/2" dia. with weighted base, 32" long.

SMALL INTERFACE • INTF JR



- Surface unit with flush aluminum door in 21 COLORA colors. 2 simplex outlets, 1 telecom faceplate and a simplex outlet in the bottom for daisy chaining.

INTERFACE




- INTF
Surface unit with flush aluminum door in 21 COLORA colors. 4 simplex outlets, 2 telecom faceplates and a simplex outlet in the bottom for daisy chaining.

POWER SPHERE

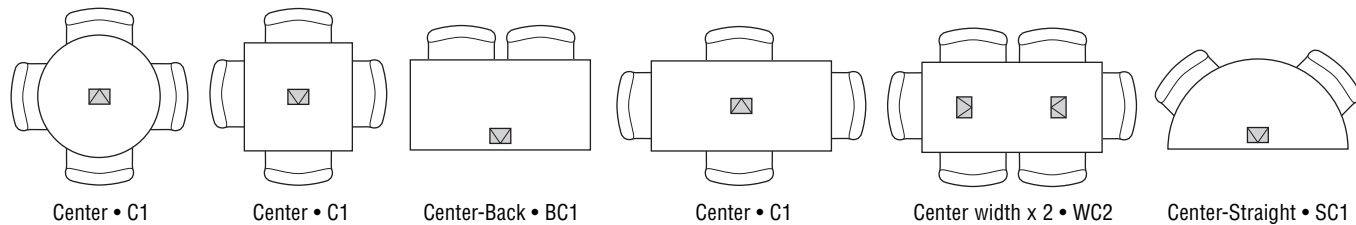


- SPHERE
2 or 4 simplex outlets, 2 voice/data adapters. Black.

UNDERTOP



- UTP
Mounts under top. Contains 3 simplex outlets and 1 telecom faceplate.



Center • C1

Center • C1

Center-Back • BC1

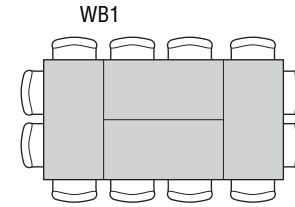
Center • C1

Center width x 2 • WC2

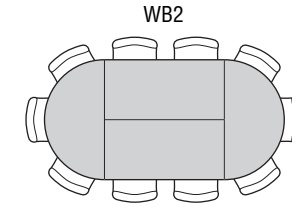
Center-Straight • SC1

WHITBY MODULAR CONFIGURATIONS

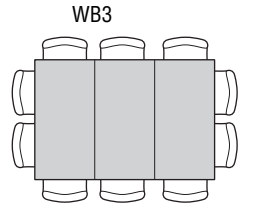
Seating capacity based on 24" or 25" wide chairs, 4" to 5" apart. Scale: 1/8" = 1"



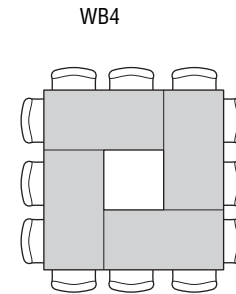
WB1



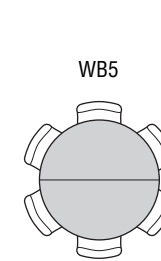
WB2



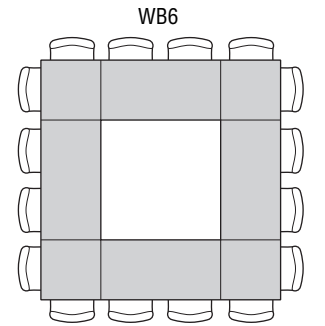
WB3



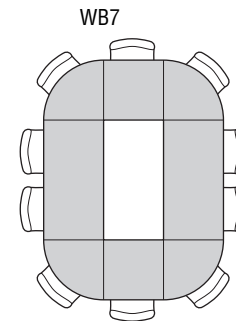
WB4



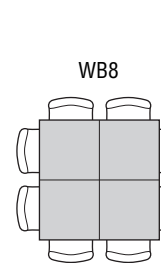
WB5



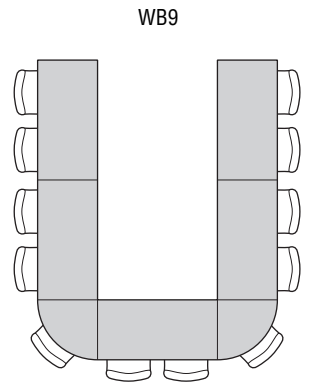
WB6



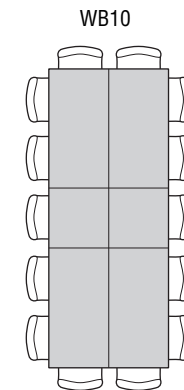
WB7



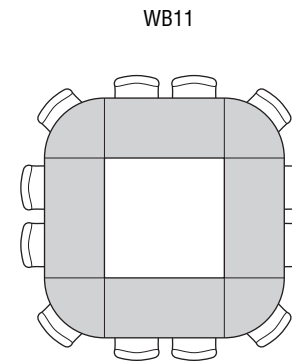
WB8



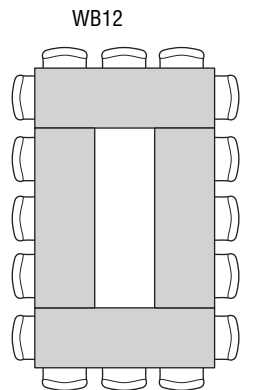
WB9



WB10



WB11



WB12

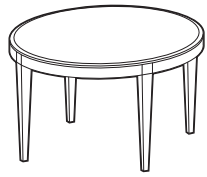
Whitby base is solid maple stained to match veneer top or wood edge of laminate top or may be specified in COLORA colors. See VENEER and COLORA cards and laminate manufacturers' sample boards to select finishes. Table tops in COLORA, veneer and laminates are available in Square or Bevel edge profiles. Chair clearance is 26" H.

Specify: model number - top and base finish(es) - edge profile - if applicable, inlay finish - power and comm. options, see pages 10 & 11

ITEM DIMENSIONS

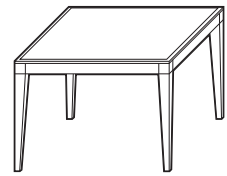
ROUND

1501-42	42" dia.
1501-48	48" dia.




SQUARE

1502-30	30" x 30"
1502-36	36" x 36"
1502-42	42" x 42"
1502-48	48" x 48"



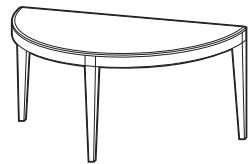
RECTANGLE

1503-6030	60" x 30"
1503-7230	72" x 30"
1503-9630	96" x 30"
1503-6036	60" x 36"
1503-7236	72" x 36"
1503-9636	96" x 36"
1503-7242	72" x 42"
1503-8442	84" x 42"



HALF ROUND

1510-60	60" dia. x 30"
---------	----------------



1510-60E	60" dia. x 30"
1510-72	72" dia. x 36"




**BRIDGE TOP - Connector plates included
90° QUARTER ROUND**

1521-30	30"R x 30"
1521-36	36"R x 36"



SERVER/CONSOLE

1506-4820	48" x 20"
1506-6020	60" x 20"
1506-7220	72" x 20"

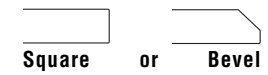


GANGING CLIPS • GANG

Equipped on Modular Rectangle, Square and Half Round Tables (no additional cost).
Consists of steel bracket which rotates and hooks to steel bolt on adjacent table. Bracket and bolt are mounted on underside of table apron.

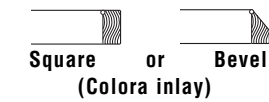


COLORA TOP • SELF EDGE



QTY1 QTY3 QTY10

LAMINATE TOP • WOOD EDGE



QTY1 QTY3 QTY10

VENEER TOP • WOOD EDGE



QTY1 QTY3 QTY10

3475	2782	2345	4232	3488	2974	4547	3641	3086	4800	3841	3218
3596	2906	2461	4468	3728	3216	4861	3945	3363	5141	4212	3519

2004	1866	1715	2464	2263	2063	2573	2287	2163	2771	2443	2283
2104	1913	1814	2664	2575	2261	2742	2459	2336	2940	2560	2441
2210	2075	1924	2882	2674	2493	2927	2650	2529	3127	2805	2631
2347	2213	2064	3111	2903	2702	3152	2911	2753	3346	3033	2932

2224	2104	1939	2888	2654	2488	2924	2647	2529	3114	2798	2629
2346	2212	2065	3157	2934	2758	3100	2824	2708	3289	2973	2798
2475	2343	2195	3227	3106	2916	3345	3075	2959	3548	3220	3055
2318	2184	2035	3070	2834	2640	3064	2789	2632	3254	2939	2734
2429	2297	2147	3234	3026	2834	3273	2999	2884	3461	3147	2982
2570	2438	2284	3935	3672	3403	3544	3274	3159	3729	3418	3254
2483	2351	2201	3865	3622	3262	3413	3141	3028	3600	3289	3124
2555	2424	2278	4005	3669	3370	3583	3274	3199	3768	3570	3348

3219	2487	2152	4210	3110	2493	4833	3578	2853	5128	4010	3242
------	------	------	------	------	------	------	------	------	------	------	------

3614	2848	2382	4694	3616	2893	5486	4008	3300	5630	4495	3698
3760	2989	2478	4901	3768	3111	6031	4531	3819	6290	4894	4199

1200	849	794	1460	1189	1124	1823	1320	1067	2005	1497	1175
1251	985	828	1557	1304	1212	1877	1374	1104	2120	1566	1298

1993	1855	1698	2479	2243	2065	2562	2275	2148	2764	2487	2276
2085	1894	1793	2636	2432	2237	2728	2384	2317	2927	2639	2443
2186	2048	1894	2890	2676	2477	2911	2626	2504	3110	2806	2630

Prismatique Designs Ltd.

95 Wingold Avenue
Toronto Ontario, Canada M6B 1P8

Phone 416 961 7333 tables@prismatique.com
Toll free 888 414 7333 www.prismatique.com
Fax 416 925 3295

