

ACCESSORIES BY PRISMATIQUE

STORAGE & SERVING CABINETS

AV & SERVING CARTS

LECTERNS

VISUAL BOARDS



FINISHES

Plastic Laminates

High pressure plastic laminates in solids, patterns and woodgrains from Formica, Wilsonart, Nevamar and Pionite are available in matte finishes and at standard list prices. Premium priced laminates within these lines are subject to an upcharge. For these or laminates from other manufacturers such as Laminart or Abet, please call us for a quote.

Colora

COLORA is a textured polyurethane material applied to MDF board in two steps. It is scratch-resistant and stain proof. Although highly durable, COLORA surfaces are not as hard as laminates. COLORA is leather-like in appearance and seamless. It is applied to table tops, edges and cabinet cases. All table tops in plastic laminates, veneers and COLORA with COLORA edge profiles feature 1/8" dia. inlay in matching or contrasted COLORA color. COLORA is available in 21 standard colors – refer to COLORA CARD. Custom color charge is \$250.00 NET per color mix.

Wood Veneers, Wood Edges




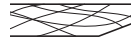



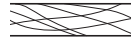









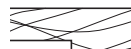









Veneer tops and hardwood edges and cabinet cases are flat cut species of Maple, Cherry and Walnut offered in numerous stains. Refer to VENEER CARD. Custom stain charge is \$198 NET for set-up and \$44.00 NET per unit. Prismatic offers all regular and premium veneers which are readily available – please inquire for pricing. Veneered surfaces are semi-open and finished in a low-medium sheen and clear catalyzed lacquer.

Stone

Standard marble and granite varieties are shown in the STONE CARD. Prismatic will make available most stones specified by customer, often at no up-charge. Stone surfaces vary greatly in color, texture, pattern and quality. Marble in particular is seldom free of fine cracks or other imperfections. All stone surfaces have natural polish.

CABINET and CONSOLE/SERVER TOP - EDGE CONFIGURATIONS

Specify cabinet top-edge profile and finish from Table Series.

| Plastic Laminate Top | Plastic Laminate or Colora Top | Veneer Top | Stone Top |
|---|---|--|---|
| GOSH! & Infinity  Reeded Vinyl Edge | Konverse  RB COLORA Edge (1/8" dia. COLORA Inlay) Reverse Bevel | GOSH! & Infinity  Reeded Wood Edge | Konverse  3/4" RB Edge Reverse Bevel |
|  Flat Vinyl Edge |  RAD COLORA Edge (1/8" dia. COLORA Inlay) Radius - 1 1/2" thick |  Square Wood Edge |  3/4" BN Edge Bullnose |
|  Angle COLORA Edge (1/8" dia. COLORA Inlay) |  RAD Wood Edge (1/8" dia. COLORA Inlay) Radius - 1 1/2" thick |  Angle Wood Edge |  1 1/2" RB Edge Reverse Bevel |
|  Reeded Wood Edge (1/8" dia. COLORA Inlay) | | Konverse  RB Wood Edge Reverse Bevel |  1 1/2" BN Edge Bullnose |
|  Square Wood Edge (1/8" dia. COLORA Inlay) | |  RB COLORA Edge (1/8" dia. COLORA Inlay) Reverse Bevel |  1 1/2" SQ Edge Square, Eased |
|  Angle Wood Edge (1/8" dia. COLORA Inlay) | |  RAD Wood Edge Radius - 1 1/2" thick | |
| | |  RAD COLORA Edge (1/8" dia. COLORA Inlay) Radius - 1 1/2" thick | |
| Whitby  Square Wood Edge (1/8" dia. COLORA Inlay) | Whitby  Square COLORA Edge | Whitby  Square Wood Edge | |
|  Bevel Wood Edge (1/8" dia. COLORA Inlay) |  Bevel COLORA Edge |  Bevel Wood Edge | |

MEETING ROOM ACCESSORY UNITS

FEATURES AND OPTIONS

> Cabinets are designed to match or compliment all Prismatic meeting and training room tables. Cabinet tops can be specified in same finish and edge profile as the selected table series. Storage components are modular and available in two, three, four or five door configurations. Typical conference and training room accessories and electronic equipment can be housed in wire-managed storage cabinets.

> Storage units are constructed with 3/4" thick medium or high density particleboard and finished in COLORA colors or in wood veneers. Cabinet interiors and backs are fully finished to match the exterior surfaces. Veneer doors and drawers are equipped with European hinges and full-extension slides and are book matched across their width.

> Each storage section is equipped with one adjustable shelf.

Metal Base Trim

Cabinets are equipped with tubular steel base trim finished in COLORA colors or optional Pol. or Satin Chrome, or Veneers.

Levelling Glides

Cabinets can be levelled from inside with an L key (supplied).

Door and Drawer Pulls

Drawers are equipped with Flap or Bar Pulls. Doors are touch latch but can be specified with Flap or Bar Pulls at an upcharge.

Flap Pull

| | | |
|--|--------------|---------|
|  | Colora | \$21.00 |
| | Pol. Chrome | \$21.00 |
| | Satin Chrome | \$30.00 |

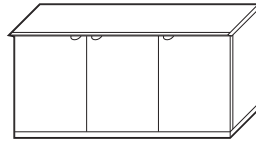
Bar Pull

| | | |
|---|----------------|---------|
|  | Colora | \$46.00 |
| | Satin Aluminum | \$46.00 |

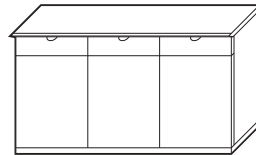
DOOR and DRAWER PULL CONFIGURATIONS

Flap Pull

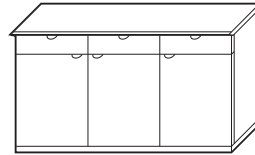
Doors



Drawers Only

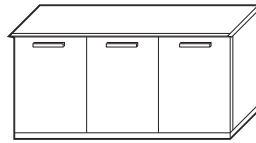


Doors and Drawers

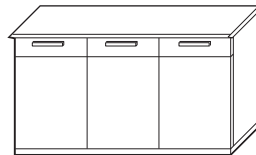


Bar Pull

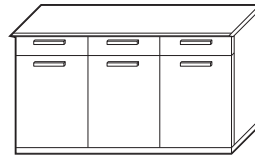
Doors



Drawers Only




Doors and Drawers



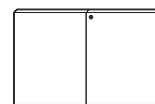
LOCKS

Locks are optional; single or double door or drawer lock are \$110.00 each. Polished Chrome only.

Single Door



Double Door



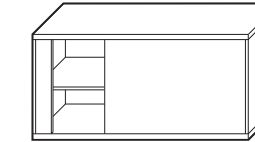
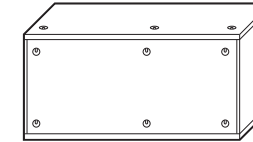
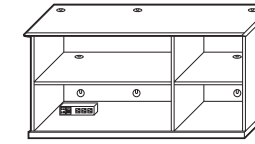
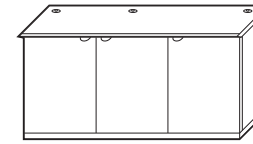
Drawer



MEETING ROOM ACCESSORY UNITS

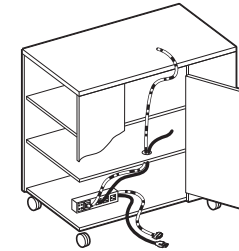
WIRING OPTIONS

Cabinet wiring



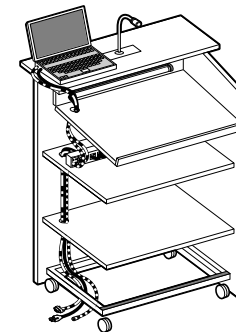
Wood or Stone Top Cabinets, Two to Five-Door Units with or without drawers are optionally equipped with grommets and cut-out backs to accommodate all media equipment and wire management. TV or computer monitors, laptops, overhead projectors, VCR and DVD players and other electronic equipment can be housed on top and interior surfaces. Optional UTP Power/Communication Unit or a six-outlet Power Bar.

AV and Computer cart wiring



AV and Computer carts accommodate TV or computer monitors, laptops, overhead projectors, VCR and DVD players on top and interior surfaces. Vertical and horizontal grommets, and hinged access door provide easy connections. Optional UTP Power/Communication Unit or a six-outlet Power Bar.

Lectern wiring



Laptop computer and customer supplied microphone mounted on an aluminum plate are accommodated on straight top surface of lectern. Angle-adjustable work surface and adjustable shelves or cabinet feature grommets for wire management. Optional Reading Light is slim florescent with switch and 6' cord managed through the unit. Optional UTP Power/Presentation Unit.

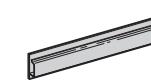
POWER and PRESENTATION MODULES (see pages 10 & 11, for pricing)

GROMMETS



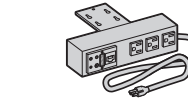
- GROM1
2-1/4" dia.
- GROM2
1-3/4" dia.

WIRE MANAGER



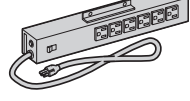
- WHV
Horizontal wire manager.

UNDERTOP



- UTP
Contains 3 simplex outlets and 1 telecom faceplate.

POWER BAR



- PBS
Six-outlet power bar with suppressor.

STORAGE CABINETS

See FEATURES, OPTIONS and FINISHES, and refer to COLORA, VENEER and VINYL CARDS for selection of top, edge and case finishes. Drawers are equipped with Pulls; optional for touch-latch doors. Standard base trim is COLORA; chrome and veneer are upcharged. Specify: model number - top finish and edge profile - cabinet finish - base color - drawer and (optional) door pull style and finish - optional base finishes, locks, extra shelves, etc.

| ITEM | CASE DIMENSIONS |
|--|------------------|
| TWO-DOOR CABINET | |
| 2120-29 | 38" x 24" x 29"H |
| 2120-34 | 38" x 24" x 34"H |
| Optional Door Pulls Flap: Colora or Pol. Chrome, \$42.00 ; Satin Chrome, \$58.00 Bar: Colora or Satin Aluminum, \$92.00 | |
| TWO-DOOR CABINET WITH DRAWERS | |
| 2121-34 | 38" x 24" x 34"H |
| Optional Door Pulls Flap: Colora or Pol. Chrome, \$42.00 ; Satin Chrome, \$58.00 Bar: Colora or Satin Aluminum, \$92.00 | |
| THREE-DOOR CABINET | |
| 2130-29 | 57" x 24" x 29"H |
| 2130-34 | 57" x 24" x 34"H |
| Optional Door Pulls Flap: Colora or Pol. Chrome, \$63.00 ; Satin Chrome, \$87.00 Bar: Colora or Satin Aluminum, \$139.00 | |
| THREE-DOOR CABINET WITH DRAWERS | |
| 2131-34 | 57" x 24" x 34"H |
| Optional Door Pulls Flap: Colora or Pol. Chrome, \$63.00 ; Satin Chrome, \$87.00 Bar: Colora or Satin Aluminum, \$139.00 | |
| FOUR-DOOR CABINET | |
| 2140-29 | 76" x 24" x 29"H |
| 2140-34 | 76" x 24" x 34"H |
| Optional Door Pulls Flap: Colora or Pol. Chrome, \$84.00 ; Satin Chrome, \$116.00 Bar: Colora or Satin Aluminum, \$185.00 | |
| FOUR-DOOR CABINET WITH DRAWERS | |
| 2141-34 | 76" x 24" x 34"H |
| Optional Door Pulls Flap: Colora or Pol. Chrome, \$84.00 ; Satin Chrome, \$116.00 Bar: Colora or Satin Aluminum, \$185.00 | |
| FIVE-DOOR CABINET | |
| 2150-29 | 95" x 24" x 29"H |
| 2150-34 | 95" x 24" x 34"H |
| Optional Door Pulls Flap: Colora or Pol. Chrome, \$105.00 ; Satin Chrome, \$145.00 Bar: Colora or Satin Aluminum, \$231.00 | |
| FIVE-DOOR CABINET WITH DRAWERS | |
| 2151-34 | 95" x 24" x 34"H |
| Optional Door Pulls Flap: Colora or Pol. Chrome, \$105.00 ; Satin Chrome, \$145.00 Bar: Colora or Satin Aluminum, \$231.00 | |

- **Additional Shelf (adjustable) for 19" or 38" compartments:**
Colora, \$132.00 Veneer, \$174.00
- **Locks: Single or Double Door or Drawer Lock, \$110.00**

MEETING ROOM ACCESSORY UNITS

| P. LAM or COLORA TOP SPECIFY EDGE | | | | VENEER TOP SPECIFY EDGE | | STANDARD BASE ADD BASE UPCHARGE | | | 6" RAISED BASE ADD BASE UPCHARGE | | |
|--------------------------------------|-----------------|----------------|-----------------|----------------------------|-----------------|------------------------------------|-----------------|--------|-------------------------------------|------------------|----------------|
| COLORA QTY1 | CABINET QTY3 | VENEER QTY1 | CABINET QTY3 | VENEER QTY1 | CABINET QTY3 | POL. CHROME | SATIN CHROME | VENEER | COLORA | STAINLESS POL | STEEL BRUSH |
| 1690 | 1489 | 3251 | 3045 | 3708 | 3366 | 167 | 237 | 175 | | | |
| 1725 | 1525 | 3378 | 3176 | 3837 | 3497 | 167 | 237 | 175 | 221 | 908 | 722 |
| 2262 | 2004 | 3914 | 3653 | 4371 | 3973 | 167 | 237 | 175 | 221 | 908 | 722 |
| 2610 | 2389 | 5336 | 4902 | 6137 | 5531 | 250 | 354 | 190 | | | |
| 2666 | 2445 | 5529 | 5096 | 6676 | 5722 | 250 | 354 | 190 | 262 | 985 | 783 |
| 3435 | 3163 | 6298 | 5814 | 7098 | 6443 | 250 | 354 | 190 | 262 | 985 | 783 |
| 3146 | 2672 | 6197 | 5611 | 7004 | 6184 | 333 | 472 | 204 | | | |
| 3289 | 2746 | 6485 | 5873 | 7259 | 6447 | 333 | 472 | 204 | 306 | 1122 | 908 |
| 4222 | 3703 | 7490 | 6829 | 8262 | 7392 | 333 | 472 | 204 | 306 | 1122 | 908 |
| 4027 | 3571 | 8047 | 7467 | 9121 | 8350 | 416 | 590 | 219 | | | |
| 4126 | 3682 | 8342 | 7770 | 9417 | 8652 | 416 | 590 | 219 | 355 | 1169 | 926 |
| 5292 | 4865 | 9512 | 8963 | 10586 | 9845 | 416 | 590 | 219 | 355 | 1169 | 926 |

- **Cabinet Door Insert Options** | Standard Door, Price Included Above; Item Code = SD | File / File, Add \$1194.00 Each; Item Code = FF
- **Four Box Drawers, Add \$1702.00 Each; Item Code = BD** | (Inside) Pullout Cutlery Drawer, Add \$1062.00 Each; Item Code = ICD
- **Box / Box / File, Add \$1448.00 Each; Item Code = BBF** | (Inside) Pullout Garbage Drawer, Add \$985.00 Each; Item Code = IGD

• Specify Cabinet Door Inserts LEFT to RIGHT (Eg. Two Door Cabinet with Standard Door = Item # 2120-29-SD-SD)

STORAGE CABINETS • STONE TOP

See FEATURES, OPTIONS and FINISHES, and refer to COLORA, VENEER and STONE CARDS for selection of top, edge and case finishes. Drawers are equipped with Pulls; optional for touch-latch doors, standard base trim is COLORA; chrome and veneer are upcharged.
Specify: model number - stone top variety and edge profile - cabinet finish - base color - drawer and (optional) door pull style and finish - optional base finishes, locks, extra shelves, etc.

| ITEM | CASE DIMENSIONS |
|--|------------------|
| TWO-DOOR CABINET | |
| 2120M-29 | 38" x 24" x 29"H |
| 2120M-34 | 38" x 24" x 34"H |
| Optional Door Pulls Flap: Colora or Pol. Chrome, \$42.00 ; Satin Chrome, \$58.00 Bar: Colora or Satin Aluminum, \$92.00 | |
| TWO-DOOR CABINET WITH DRAWERS | |
| 2121M-34 | 38" x 24" x 34"H |
| Optional Door Pulls Flap: Colora or Pol. Chrome, \$42.00 ; Satin Chrome, \$58.00 Bar: Colora or Satin Aluminum, \$92.00. | |
| THREE-DOOR CABINET | |
| 2130M-29 | 57" x 24" x 29"H |
| 2130M-34 | 57" x 24" x 34"H |
| Optional Door Pulls Flap: Colora or Pol. Chrome, \$63.00 ; Satin Chrome, \$87.00 Bar: Colora or Satin Aluminum, \$139.00 | |
| THREE-DOOR CABINET WITH DRAWERS | |
| 2131M-34 | 57" x 24" x 34"H |
| Optional Door Pulls Flap: Colora or Pol. Chrome, \$63.00 ; Satin Chrome, \$87.00 Bar: Colora or Satin Aluminum, \$139.00 | |
| FOUR-DOOR CABINET | |
| 2140M-29 | 76" x 24" x 29"H |
| 2140M-34 | 76" x 24" x 34"H |
| Optional Door Pulls Flap: Colora or Pol. Chrome, \$84.00 ; Satin Chrome, \$116.00 Bar: Colora or Satin Aluminum, \$185.00 | |
| FOUR-DOOR CABINET WITH DRAWERS | |
| 2141M-34 | 76" x 24" x 34"H |
| Optional Door Pulls Flap: Colora or Pol. Chrome, \$84.00 ; Satin Chrome, \$116.00 Bar: Colora or Satin Aluminum, \$185.00 | |
| FIVE-DOOR CABINET | |
| 2150M-29 | 95" x 24" x 29"H |
| 2150M-34 | 95" x 24" x 34"H |
| Optional Door Pulls Flap: Colora or Pol. Chrome, \$105.00 ; Satin Chrome, \$145.00 Bar: Colora or Satin Aluminum, \$231.00 | |
| FIVE-DOOR CABINET WITH DRAWERS | |
| 2151M-34 | 95" x 24" x 34"H |
| Optional Door Pulls Flap: Colora or Pol. Chrome, \$105.00 ; Satin Chrome, \$145.00 Bar: Colora or Satin Aluminum, \$231.00 | |

- **Additional Shelf (adjustable) for 19" or 38" compartments: Colora, \$132.00 Veneer, \$174.00**
- **Locks: Single or Double Door or Drawer Lock, \$110.00**

MEETING ROOM ACCESSORY UNITS

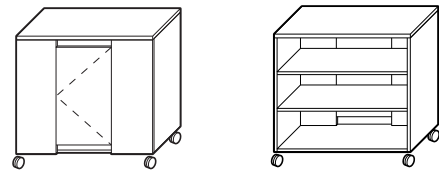
| <u>MARBLE OR GRANITE TOP</u> 3/4" RB or 3/4" BN EDGE | | | | <u>MARBLE OR GRANITE TOP</u> 1 1/2" RB or BN or SQ EDGE | | | | <u>STANDARD BASE</u> ADD BASE UPCHARGE | | | <u>6" RAISED BASE</u> ADD BASE UPCHARGE | | |
|---|------|------------------------------------|-------|--|------|------------------------------------|-------|---|---------------------|---------------|--|----------------------------|--------------------|
| <u>COLORA CABINET</u> QTY1 QTY3 | | <u>VENEER CABINET</u> QTY1 QTY3 | | <u>COLORA CABINET</u> QTY1 QTY3 | | <u>VENEER CABINET</u> QTY1 QTY3 | | <u>POL. CHROME</u> | <u>SATIN CHROME</u> | <u>VENEER</u> | <u>COLORA POL</u> | <u>STAINLESS STEEL POL</u> | <u>STEEL BRUSH</u> |
| 3035 | 2903 | 4550 | 4461 | 4105 | 3996 | 5665 | 5553 | 167 | 237 | 175 | | | |
| 3071 | 2941 | 4723 | 4590 | 4142 | 4034 | 5793 | 5683 | 167 | 237 | 175 | 221 | 908 | 722 |
| | | | | | | | | | | | | | |
| 3607 | 3418 | 5259 | 5068 | 4676 | 4512 | 6329 | 6161 | 167 | 237 | 175 | 221 | 908 | 722 |
| | | | | | | | | | | | | | |
| 4842 | 4615 | 7443 | 7128 | 6182 | 5983 | 8775 | 8496 | 250 | 354 | 190 | | | |
| 4897 | 4672 | 7633 | 7323 | 6237 | 6040 | 8973 | 8691 | 250 | 354 | 190 | 262 | 985 | 783 |
| | | | | | | | | | | | | | |
| 5660 | 5389 | 8402 | 8041 | 7006 | 6756 | 9741 | 9408 | 250 | 354 | 190 | 262 | 985 | 783 |
| | | | | | | | | | | | | | |
| 5877 | 5542 | 8961 | 7767 | 7487 | 7196 | 10569 | 9409 | 333 | 472 | 204 | | | |
| 5951 | 5628 | 9154 | 8028 | 7559 | 7270 | 10825 | 9671 | 333 | 472 | 204 | 306 | 1122 | 908 |
| | | | | | | | | | | | | | |
| 6953 | 6582 | 10221 | 8984 | 8562 | 8226 | 11827 | 10626 | 333 | 472 | 204 | 306 | 1122 | 908 |
| | | | | | | | | | | | | | |
| 7553 | 7266 | 11573 | 10435 | 9430 | 8616 | 13450 | 12353 | 416 | 590 | 219 | | | |
| 7653 | 7366 | 11869 | 10737 | 9529 | 8741 | 13745 | 12654 | 416 | 590 | 219 | 355 | 1169 | 926 |
| | | | | | | | | | | | | | |
| 8821 | 8560 | 13038 | 11932 | 10699 | 9933 | 14914 | 13848 | 416 | 590 | 219 | 355 | 1169 | 926 |

- **Cabinet Door Insert Options** | Standard Door, Price Included Above; Item Code = SD | File / File, Add \$1194.00 Each; Item Code = FF
- **Four Box Drawers, Add \$1702.00 Each; Item Code = BD** | (Inside) Pullout Cutlery Drawer, Add \$1062.00 Each; Item Code = ICD
- **(19" W Units) Box / Box / File, Add \$1448.00 Each; Item Code = BBF** | (Inside) Pullout Garbage Drawer, Add \$985.00 Each; Item Code = IGD

• Specify Cabinet Door Inserts LEFT to RIGHT (Eg. Two Door Cabinet with Standard Door = Item # 2120-29-SD-SD)

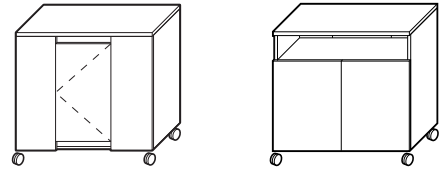
See FEATURES, OPTIONS and FINISHES, and refer to COLORA and VENEER CARDS for finish selections and other options.

Specify: model number - case finish - options such as door pulls, locks, stone for Serving Carts, UTP Power Unit and Light for the Lecterns, etc.

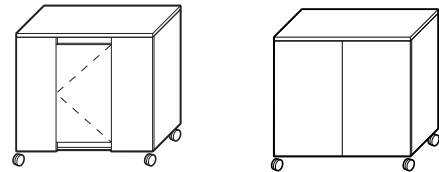


ITEM **DIMENSIONS**

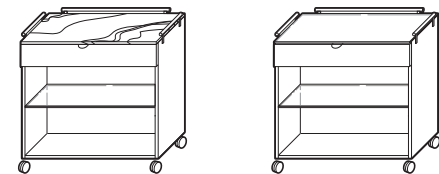
AV • COMPUTER CART
 2030 34" x 22" x 36"H
 Accommodates multimedia equipment. Two adjustable shelves with grommets and hinged rear access door allow wire access and management. 3" dia. locking casters.



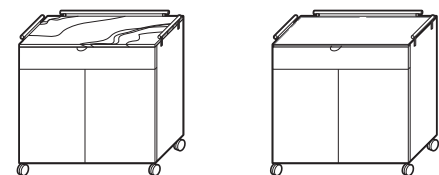
AV • COMPUTER CART
 2033 34" x 22" x 36"H
 Features open shelf with backside grommet for wire access into cabinet, an adjustable shelf behind doors and hinged rear access door.



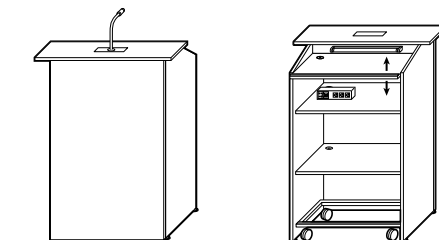
AV CART
 2034 34" x 22" x 36"H
 Two adjustable shelves with grommets behind doors and hinged rear access door. 3" dia. locking casters.
 Additional Shelf: Colora, \$139.00 ; Veneer, \$183.00



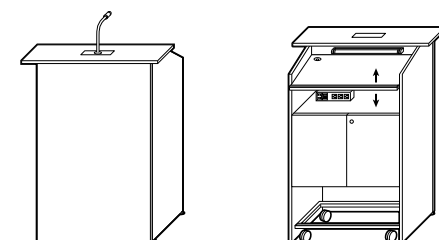
SERVING CART
 2050 34" x 22" x 36"H
 Divided top drawer and open cabinet with adjustable 3/8" clear glass shelf. Serving surface is 3/8" clear glass or optional stone. Handle and guard bars in COLORA colors. 3" dia. locking casters.
 Marble or Granite Top Surface, add \$792.00
 Additional 3/8" clear glass shelf, \$288.00



SERVING CART
 2051 34" x 22" x 36"H
 Divided top drawer and double doors with adjustable shelf inside. Serving surface is 3/8" clear glass or optional stone. Handle and guard bars in COLORA colors. 3" dia. locking casters.
 Marble or Granite Top Surface, add \$792.00
 Additional Shelf: Colora, \$139.00 ; Veneer, \$183.00



LECTERN
 2060 34" x 26" x 48"H
 Case: 28" x 24"
 Straight top surface, 36" x 12", can accommodate a laptop and is equipped with a removable aluminum plate for customer supplied microphone. Work surface, 28" x 19", is angle-adjustable with paper stop and grommet. Two adjustable shelves with grommets, non-marking foot rest, 3" dia. locking casters are provided.
 Reading Light, \$384.00 • UTP Power and Presentation Unit, see pages 10 and 11.



LECTERN
 2061 34" x 26" x 48"H
 Case: 28" x 24"
 Straight top surface, 36" x 12", can accommodate a laptop and is equipped with a removable aluminum plate for customer supplied microphone. Work surface, 28" x 19", is angle-adjustable with paper stop and grommet. Two-door cabinet with grommets for internal wiring, non-marking foot rest, 3" dia. locking casters are provided.
 Reading Light, \$384.00 • UTP Power and Presentation Unit, see pages 10 and 11.
 Door Lock, \$110.00

| COLORA QTY1 | QTY3 | VENEER QTY1 | QTY3 |
|-------------|------|-------------|------|
| 1914 | 1593 | 4191 | 3640 |
| 2230 | 1844 | 4705 | 4077 |
| 2244 | 1858 | 4756 | 4128 |
| 2607 | 2307 | 4705 | 4235 |
| 2924 | 2571 | 5195 | 4672 |
| 2253 | 1835 | 3538 | 2944 |
| 2698 | 2076 | 4103 | 3432 |

CONSOLE / SERVER • VISUAL BOARDS

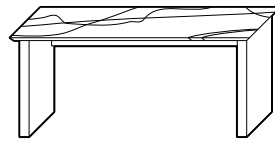
MEETING ROOM ACCESSORY UNITS

See FINISHES, and refer to COLORA and VENEER, and STONE CARDS for selection of top, edge, panel and case/frame finishes.

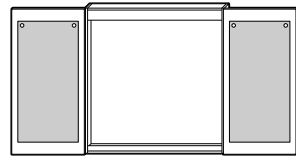
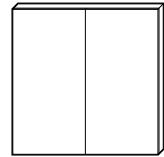
Specify: model number - top, panel, edge finish and profile for Console/Servers; case and door or frame finish for Visual and Marker Board - optional Marker Board accessories.




| ITEM | DIMENSIONS |
|-------------------------------|------------------|
| PANEL CONSOLE / SERVER | |
| 2024-4829 | 48" x 20" x 29"H |
| 2024-4834 | 48" x 20" x 34"H |
| 2024-6029 | 60" x 20" x 29"H |
| 2024-6034 | 60" x 20" x 34"H |
| 2024-7229 | 72" x 20" x 29"H |
| 2024-7234 | 72" x 20" x 34"H |




| ITEM | DIMENSIONS |
|---|------------------|
| PANEL CONSOLE / SERVER • STONE TOP | |
| 2024M-4829 | 48" x 20" x 29"H |
| 2024M-4834 | 48" x 20" x 34"H |
| 2024M-6029 | 60" x 20" x 29"H |
| 2024M-6034 | 60" x 20" x 34"H |
| 2024M-7229 | 72" x 20" x 29"H |
| 2024M-7234 | 72" x 20" x 34"H |



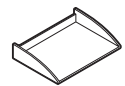
| ITEM | DIMENSIONS |
|--|----------------|
| VISUAL CABINET | |
| 2040M | 48" X 48" X 5" |
| Equipped with white porcelain marker board, fabric tackboards behind 180° hinged doors, universal flipchart clip, marker tray and valance for optional projector screen. Marker set, neutral grey/beige tackboard fabric (1 1/2 yds for com) and hanging cleat are included. | |
| Optional pull down Projector Screen, \$301.00 | |
| Colora Inlays (for Colora or Veneer doors), \$231.00 | |



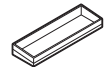
| ITEM | DIMENSIONS |
|--|----------------|
| VISUAL CABINET w/o DOORS | |
| 2041M | 48" X 48" X 4" |
| Features white porcelain marker board, marker tray and valance for optional projector screen. Marker set and hanging cleat are included. | |
| Optional pull down Projector Screen, \$300.00 | |



| ITEM | Whiteboard |
|---|----------------------|
| 3049-36 | 36" x 48" 33" X 40"H |
| 3049-48 | 48" x 48" 45" X 40"H |
| 3049-60 | 60" x 48" 57" X 40"H |
| 1 1/2" dia. extruded aluminum frame in ribbed pattern with accessory rail and available in COLORA colors. Porcelain or laminate marker surface. Mounting hardware included. | |



| MARKER BOARD ACCESSORIES | | | |
|---------------------------------|---------------|----------|---------|
| Letter Tray | | | |
| 3081 | Silver, metal | 12" x 8" | \$44.00 |



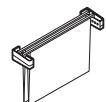
| Large Box | | | |
|------------------|---------------|----------|---------|
| 3082-L | Clear Acrylic | 12" x 4" | \$32.00 |



| Medium Box | | | |
|-------------------|---------------|---------|---------|
| 3082-M | Clear Acrylic | 8" x 4" | \$30.00 |



| Small Box | | | |
|------------------|---------------|---------|---------|
| 3082-S | Clear Acrylic | 6" x 4" | \$23.00 |



| FILE HOLDER CLIPS (pair) | | | |
|---------------------------------|---------------|---------|---------|
| 3084 | Clear Acrylic | 4" x 2" | \$54.00 |

P. LAM or COLORA TOP • SPECIFY EDGE

| COLORA PANELS | | VENEER PANELS | |
|---------------|------|---------------|------|
| QTY1 | QTY3 | QTY1 | QTY3 |
| 1569 | 1195 | 2553 | 2077 |
| 1597 | 1222 | 2687 | 2211 |
| 1634 | 1260 | 2675 | 2201 |
| 1661 | 1287 | 2809 | 2335 |
| 1698 | 1324 | 2798 | 2323 |
| 1726 | 1352 | 2932 | 2457 |

VENEER TOP • SPECIFY EDGE

| VENEER PANELS | |
|---------------|------|
| QTY1 | QTY3 |
| 3082 | 2606 |
| 3216 | 2740 |
| 3265 | 2894 |
| 3399 | 3028 |
| 3447 | 3065 |
| 3581 | 3199 |

MARBLE OR GRANITE TOP

| 3/4" RB or 3/4" BN EDGE | | | |
|-------------------------|------|---------------|------|
| COLORA PANELS | | VENEER PANELS | |
| QTY1 | QTY3 | QTY1 | QTY3 |
| 3032 | 2864 | 4015 | 3748 |
| 3059 | 2893 | 4149 | 3881 |
| 3561 | 3394 | 4602 | 4335 |
| 3588 | 3422 | 4736 | 4469 |
| 4089 | 3923 | 5189 | 4923 |
| 4117 | 3950 | 5323 | 5004 |

MARBLE OR GRANITE TOP

| 1 1/2" RB or BN or SQ EDGE | | | |
|----------------------------|------|---------------|------|
| COLORA PANELS | | VENEER PANELS | |
| QTY1 | QTY3 | QTY1 | QTY3 |
| 4279 | 4112 | 5262 | 4995 |
| 4307 | 4140 | 5397 | 5128 |
| 4993 | 4826 | 6035 | 5767 |
| 5020 | 4854 | 6168 | 5902 |
| 5706 | 5540 | 6806 | 6540 |
| 5734 | 5567 | 6940 | 6673 |

COLORA CASE and DOORS

| QTY1 | QTY3 |
|------|------|
| 2448 | 2090 |

COLORA CASE, VENEER DOORS

| QTY1 | QTY3 |
|------|------|
| 3183 | 2734 |

VENEER CASE and DOORS

| QTY1 | QTY3 |
|------|------|
| 3710 | 3135 |

COLORA CASE

| QTY1 | QTY3 |
|------|------|
| 1271 | 1129 |

VENEER CASE

| QTY1 | QTY3 |
|------|------|
| 1799 | 1531 |

PORCELAIN

| QTY1 | QTY3 |
|------|------|
| 1432 | 1114 |
| 1613 | 1294 |
| 1973 | 1654 |

WHITE P. LAM

| QTY1 | QTY3 |
|------|------|
| 1247 | 936 |
| 1335 | 1024 |
| 1558 | 1239 |

ACCESSORIES